

Tax basics for small business

Information about your tax obligations and entitlements.



For more information
visit www.ato.gov.au



OUR COMMITMENT TO YOU

We are committed to providing you with accurate, consistent and clear information to help you understand your rights and entitlements and meet your obligations.

If you follow our information in this publication and it turns out to be incorrect, or it is misleading and you make a mistake as a result, we must still apply the law correctly. If that means you owe us money, we must ask you to pay it but we will not charge you a penalty. Also, if you acted reasonably and in good faith we will not charge you interest.

If you make an honest mistake in trying to follow our information in this publication and you owe us money as a result, we will not charge you a penalty. However, we will ask you to pay the money, and we may also charge you interest.

If correcting the mistake means we owe you money, we will pay it to you. We will also pay you any interest you are entitled to.

If you feel that this publication does not fully cover your circumstances, or you are unsure how it applies to you, you can seek further assistance from us.


We regularly revise our publications to take account of any changes to the law, so make sure that you have the latest information. If you are unsure, you can check for a more recent version on our website at www.ato.gov.au or contact us.

This publication was current at **August 2010**.


ABOUT THIS GUIDE


If you operate a small business as a sole trader, partnership, company or trust, you can use this guide to help you:

- use the services we offer when you start your business
- work out if you are operating a business
- register your business for tax purposes
- keep proper records
- work out income tax
- obtain tax concessions for small businesses
- learn how GST works
- find out things to consider as an employer
- meet your super obligations
- meet your fringe benefits tax obligations
- complete activity statements
- complete income tax returns
- pay your tax
- find out things to consider as your business grows
- sell or close your business.

 For more information about your tax obligations as a small business operator, refer to:

- *Record keeping for small business* (NAT 3029)
- *GST for small business* (NAT 3014)
- *Home-based business* (NAT 10709)
- *PAYG withholding* (NAT 8075).

Throughout this guide you will find important notes (look for the  symbol) that will help you with key information you should note.

You will also find 'more information' boxes (look for the  symbol) that will show any more steps you may need to take or extra information you may need to refer to.

© COMMONWEALTH OF AUSTRALIA 2010

This work is copyright. Apart from any use as permitted under the *Copyright Act 1968*, no part may be reproduced by any process without prior written permission from the Commonwealth. Requests and inquiries concerning reproduction and rights should be addressed to the Commonwealth Copyright Administration, Attorney-General's Department, 3-5 National Circuit, Barton ACT 2600 or posted at <http://www.ag.gov.au/cca>

PUBLISHED BY

Australian Taxation Office
Canberra
August 2010

JS 17415

CONTENTS

A QUICK TAX GUIDE FOR YOUR BUSINESS 4

01

STARTING YOUR BUSINESS 6

Get the right advice 6

Working out if you are operating a business 6

02

CHOOSING A BUSINESS STRUCTURE 8

Features of different business structures 9

03

REGISTERING YOUR BUSINESS FOR TAX PURPOSES 13

Common business tax registrations 13

Working out if you need a TFN 13

Working out if you need an ABN 13

Working out if you need to register for GST 14

Working out if you need to register for PAYG withholding 14

Other business tax registrations 15

Changing your registration details 15

Cancelling a registration 16

Non-tax business registrations 16

Your registration checklist 18

04

KEEPING GOOD RECORDS 19

Legal requirement 19

Keeping manual or electronic records 19

Records you need to keep 19

Special records you may need to keep 20

Record keeping tips 21

05

WORKING OUT YOUR INCOME TAX 22

Self-assessment 22

Assessable income 22

Allowable deductions 22

Taxable income 22

Working out how much tax to pay 22

Making payments towards your income tax 23

06

CLAIMING DEDUCTIONS 26

Making a claim 26

Things you cannot claim 26

When to start claiming deductions 27

Claiming motor vehicle expenses 27

Claiming working from home expenses 28

Claiming business travel expenses 30

Claiming deductions for decline in value (depreciation) 30

Small business and general tax break 31

07

TAX CONCESSIONS FOR SMALL BUSINESS 32

General concessions 32

Primary producers 32

Income averaging for special professionals 33

Research and development (R&D) tax concessions 33

08

MAKING CAPITAL GAINS 34

How you are affected 34

09

CONTRACTORS AND CONSULTANTS 35

Personal services income (PSI) 35

Working out if PSI rules apply to you 35

When the PSI rules apply 35

10

OFFSETTING YOUR BUSINESS LOSSES 36

Non-commercial loss rules 36

11

HOW GST WORKS 37

GST credits 37

GST sales and purchases 37

Special GST rules 38

Tax invoices 38

Reporting GST 38

GST summary 38

12

EMPLOYER OBLIGATIONS 40

Are your workers employees or contractors? 40

Working out your PAYG withholding obligations 41

Voluntary agreements 41

PAYG withholding – what you need to do for employees 41

Employment termination payments (ETP) 42

13

YOUR SUPER OBLIGATIONS 43

What you must do 43

What to do if you haven't met your super obligations 44

14

YOUR FRINGE BENEFITS TAX OBLIGATIONS 46

What are fringe benefits? 46

Work-related items exempt from fringe benefits tax 46

Your FBT obligations 46

What you must do 46

15

ACTIVITY STATEMENTS

- What is an activity statement? 48
- Lodging activity statements 48
- When to lodge your activity statement 48
- What if you can't pay 48
- How to lodge your activity statement 48
- Activity statement tips 48

16

INCOME TAX RETURNS

- Lodging income tax returns 50
- When to lodge your tax return 50
- How to lodge your tax return 50

17

PAYING YOUR TAX

- Payment options 51
- Paying from overseas 52
- What if you can't pay right now? 52
- Budgeting to pay your tax 52

18

YOUR FIRST YEAR IN BUSINESS

- Is your budget working? 53
- Are you lodging your activity statements on time? 53
- Are you lodging your tax returns on time? 53
- Are you meeting your super guarantee responsibilities? 53

19

AS YOUR BUSINESS GROWS

- Is your business structure still suitable? 54
- Do you need additional tax registrations? 54
- Is your current GST reporting cycle still suitable? 54
- Is your record keeping system working? 54
- Dealing with us online 54
- Dealing with significant one-off transactions 54

20

SELLING OR ENDING YOUR BUSINESS

- GST 55
- Capital gains tax 55

SUPPORT FOR SMALL BUSINESS

- Online services 56
- Online payment methods 56
- Face-to-face 56
- Phone 57

DEFINITIONS

INDEX

MORE INFORMATION

inside back cover

A QUICK TAX GUIDE FOR YOUR BUSINESS

Obligation	Do you need to apply or register?	How do you apply or register?
Tax file number (TFN)	<p>Individuals in business use their individual tax file number.</p> <p>Partnerships, trusts and companies need to apply for a separate tax file number.</p>	<p>Individuals cannot apply for a TFN online.</p> <p>You can complete and lodge an application for an ABN and TFN for a company, partnership or trust online at www.abr.gov.au</p>
Australian business number (ABN)	<p>If you are in business, you can register for an ABN.</p>	<p>You can also obtain TFN and ABN application forms:</p> <ul style="list-style-type: none"> ■ online at www.ato.gov.au or ■ by phoning 13 28 66 for a paper application.
PAYG income tax instalments (towards your tax)	<p>You don't need to register.</p>	<p>You don't need to register. After you lodge an income tax return, we will tell you if you need to make PAYG instalments towards your income tax.</p>
Goods and services tax (GST)	<p>If you are carrying on a business (enterprise), you must register for and collect GST if either of the following apply:</p> <ul style="list-style-type: none"> ■ your annual turnover is \$75,000 or more (\$150,000 or more if you are a non-profit organisation) ■ you are otherwise required to register. <p>You can choose to register if your turnover is less than this amount.</p>	<p>The ABN application form contains a section for registering for GST, wine equalisation tax, luxury car tax, PAYG withholding and fringe benefits tax.</p> <p>If you already have an ABN and need to register for any of these other obligations, you can do so:</p> <ul style="list-style-type: none"> ■ online if you have an AUSkey or ATO digital certificate – visit www.ato.gov.au/online-services ■ by obtaining the form <i>Add a new business account</i> (NAT 2954) from our website at www.ato.gov.au ■ by phoning us on 13 28 66.
Wine equalisation tax (WET) and luxury car tax (LCT)	<p>You have to register only if you are in the wine industry or you sell luxury cars.</p>	<ul style="list-style-type: none"> ■ by obtaining the form <i>Add a new business account</i> (NAT 2954) from our website at www.ato.gov.au ■ by phoning us on 13 28 66.
PAYG withholding	<p>You must register for PAYG withholding if you make payments you have to withhold from, for example, payments of salary or wages to employees.</p>	
Fringe benefits tax	<p>You have to register for fringe benefits tax only if you provide benefits to employees and have to pay fringe benefits tax.</p>	
Super guarantee	<p>You don't need to register, but every quarter you must pay a minimum level of super for eligible employees. This includes directors and some contractors you engage. The minimum level is 9% of an employee's ordinary time earnings.</p>	<p>Not applicable.</p>
Fuel tax credits	<p>You may be able to claim fuel tax credits for taxable fuel you used in your business. There are some exceptions. To claim, you need to:</p> <ul style="list-style-type: none"> ■ register for fuel tax credits ■ be registered for GST. 	<p>The ABN application form contains a section to register for fuel tax credits. If you already have an ABN, phone:</p> <ul style="list-style-type: none"> ■ our automated service on 13 72 26 at any time (have your ABN and TFN ready) ■ 13 28 66.

What ongoing reporting responsibilities will you have?	When do you lodge and pay, or claim a refund?	See page
You only have to apply for a TFN once. If you carry on a business, you must lodge annual income tax returns.	Not applicable.	13
<p>If you operate a business as a sole trader, partnership, company or trust, you only need to apply for an ABN once.</p> <p>If you carry on a business, we will send you activity statements. You must complete and return them by the due dates.</p>	Not applicable.	13
You report instalments on your activity statement and also have to lodge an annual income tax return.	<p>You report and pay PAYG instalments by the due date shown on your activity statement.</p> <p>You may have to make a balancing payment when you lodge your annual income tax return, which is usually due by 31 October.</p>	23 and 48
If you are registered for GST, you must lodge an activity statement.	<p>You report and pay GST, and claim any GST credits, by the due date shown on your activity statement.</p> <p>Most small businesses report GST quarterly, but some choose, or are required, to report monthly. Others may be eligible to report annually and pay by instalments or report and pay annually.</p>	14 and 37
You report any wine equalisation tax or luxury car tax liabilities on your activity statement.	You pay wine equalisation tax or luxury car tax by the due date shown on your activity statement.	15
<p>You report amounts you withheld from payments on your activity statement.</p> <p>You also have to lodge an annual payment summary statement.</p>	<p>You pay amounts withheld quarterly (smaller businesses) or monthly, when your activity statement is due.</p> <p>You may have to make a balancing payment when your annual <i>PAYG payment summary statement</i> is due by 14 August.</p>	14 and 48
<p>You may have to:</p> <ul style="list-style-type: none"> ■ lodge an annual fringe benefits tax return ■ pay quarterly instalments on your activity statement. 	<p>You may have to pay quarterly instalments when your activity statement is due.</p> <p>You may have to make a balancing payment when you lodge your fringe benefits tax return, which is due by 21 May.</p>	15 and 46
If you don't meet your super obligations, you must pay the super guarantee charge.	If you have not met your obligations in any quarter, you must lodge a <i>Superannuation guarantee charge statement – quarterly</i> (NAT 9600) by the relevant due dates in the following quarter (28 November, 28 February, 28 May and 28 August).	43
You can claim fuel tax credits on your business activity statement (BAS).	You need to lodge your business activity statement (BAS) by the due date shown on the form.	15

GET THE RIGHT ADVICE

Once you have decided that you want to start a business, the following information sources can help get you off on the right foot:

- talk to a financial adviser or small business advisory service
- ask your local council or state government office how to contact organisations in your state that can provide significant free assistance
- look under 'Small business' in the *Yellow pages*.

These organisations can help you plan your business and get access to the financial support you need.

Talk to successful people in a business similar to yours. Ask them what their experience was when they started and what they did that made their business a success?

Research what other rules or regulations will apply to you. The internet is a great source of information if you are looking to start a business. Check out your local, state or federal government websites.

➤ Visit **business.gov.au** for useful information about:

- business structures
- forming a company
- accessing finances
- business licences
- complying super funds
- payroll tax
- workers compensation.

WORKING OUT IF YOU ARE OPERATING A BUSINESS

If you are in business:

- the money you earn from your business activities is generally assessable income
- you can generally claim a deduction for the expenses you incur in earning that income
- you may be able to offset any loss you incur against other income you earn or carry the loss forward to offset future income.

If your activities are a hobby, the above points do not apply.

What an enterprise is

You will often see the term 'enterprise', especially in relation to the ABN and GST. Basically, this term covers commercial activities but does not include hobbies or employment. Businesses are referred to as enterprises for GST and ABN purposes, and so are the activities of charities and religious institutions.

Carrying on a business includes anything you do in the course of starting or ending a business. Often, the date you start the business is before the business starts to trade.

Characteristics of a business

The following are some factors that courts and tribunals take into account in working out if a business exists for tax purposes. While no one factor can be used to work out whether you are carrying on a business, taken together they can show whether your activity is a business.

■ Does your activity have a significant commercial character?

It is important to consider whether you carry on your activity for commercial reasons and in a commercially viable manner.

■ Do you have more than just an intention to engage in business?

You must have made a decision to start your business and have done something about it. If you are still setting up or preparing to go into business, you might not yet have started the business.

■ Do you have the purpose of profit as well as the prospect of profit?

Do you intend to make a profit or genuinely believe you will make a profit, even if you are unlikely to do so in the short term?

■ Is there repetition and regularity to your activity?

Businesses usually repeat similar types of activities, although one-off transactions can amount to a business in some cases.

■ Is your business similar to other businesses in your industry?

Is the way you operate consistent with industry norms or other businesses in your industry?

■ What is the size, scale or permanency of your activity?

Is the size or scale of your activity consistent with other businesses in your industry? Is it enough to allow you to make a sustainable profit?

■ Is your activity planned, organised and carried on in a businesslike manner?

- This can be shown using:
- business records and account books
 - a separate business bank account
 - business premises
 - licenses or qualifications
 - a registered business name.

EXAMPLE: Carrying on a business

Bill sells wooden toys from a retail outlet. His outlet is open the same hours as other retail outlets. He advertises in the *Yellow pages* as well as in regional toy magazines. He sells to clients within his region and to other people who have seen his advertisement. He sells his toys at a price that lets him make a profit. Bill is carrying on a business.

EXAMPLE: Conducting a hobby

Tchen makes wooden toys at home. He works on the toys about six hours a week and sells them only to his family and friends. He expects his toy making activity to remain small and is happy if all he does is cover his costs.

Tchen's toy making activity is considered a hobby. This means Tchen:

- would not include any amounts he received from selling his toys in his income tax return
- cannot claim any expenses related to his hobby.

⚠ If you are a sole trader or partner in a partnership involved in a business activity that makes a loss, you must meet certain conditions to be able to claim that loss against your income from other sources, such as wages. See 'Offsetting your business losses' on page 36.

What a non-profit organisation is

A non-profit organisation is an organisation that is not operating for the profit or gain (either direct or indirect) of its individual members. It:

- uses any profit it makes to further the objectives of the organisation
- does not distribute any profit to any of its members
- cannot distribute its assets to members if the organisation is wound up.

⚠ A non-profit organisation is not simply an organisation that has not made a profit.

Non-profit organisations are treated differently for tax purposes.

Examples of organisations that may be non-profit are:

- churches
- community centres
- cultural societies
- environmental protection societies
- public museums and libraries
- scholarship funds
- sports clubs
- traditional service clubs.

We have a range of publications and services specifically for non-profit organisations, including charities.

➤ For more information about non-profit organisations and their tax obligations:

- visit the 'Non-profit organisations' section of our website at **www.ato.gov.au**
- phone us on **1300 130 248**.

When starting a business, it is very important to choose the business structure that best suits your needs.

There are four main business structures commonly used by small businesses in Australia:

- sole trader
- partnership
- trust
- company.

We can't advise which structure you should choose, but we can show you how different structures will affect the way we tax your business income.

The structure you choose may affect:

- the tax you are liable to pay
- asset protection
- ongoing costs
- your clients – for example, some prefer to deal only with companies.

Whichever structure you choose, make sure you understand the responsibilities that go with that structure. Typically, costs and complexity increase as you move from a sole trader to a partnership to a company or trust.

You are not locked into any structure and you can change the structure as your business changes or grows.

The table on the next page shows the main features of different business structures. It may help you decide which structure is best for your business.

➤ For more information about business structures and responsibilities:

- visit the 'Business' section of our website at www.ato.gov.au
- contact the Office of Fair Trading in your state
- contact the Australian Securities & Investments Commission if you operate your business as a company.

If you are not sure which structure to choose, talk to an accountant, tax adviser, solicitor or other business adviser.

FEATURES OF DIFFERENT BUSINESS STRUCTURES

Structure	Features
Sole trader	<p>Description A sole trader is the simplest business structure. If you operate your business as a sole trader, you trade on your own and control and manage the business.</p> <p>TFN As a sole trader, you use your individual TFN when you lodge your income tax return.</p> <p>ABN As a sole trader, if you carry on an enterprise in Australia, you can apply for an ABN for your business and use this number for all your business dealings.</p> <p>Who pays income tax The business income is treated as your individual income and you are solely responsible for any tax the business must pay. This means that, after claiming a deduction for all allowable expenses, you include all your business income with any other income and report it on your individual tax return.</p> <p>As a sole trader, you pay the same tax as individual taxpayers, at personal income tax rates (see page 23). Individuals who are Australian residents don't pay tax on the first \$6,000 they earn. This is called the tax-free threshold.</p> <p>You must generally pay PAYG instalments during the year towards the amount of tax you expect to pay at the end of the year.</p> <p>GST As a sole trader, you can register for GST if you carry on an enterprise. You can apply for registration on the ABN application form.</p> <p>You must be registered for GST if your annual GST turnover is \$75,000 or more.</p> <p>Drawings As a sole trader, you cannot claim a deduction for money you 'draw' from your business. Amounts you take from your sole trader business are not wages for tax purposes, even if you think of them as wages.</p> <p>Personal services income If you are a contractor or consultant, you may have to treat deductions in relation to this income differently (see page 35).</p> <p>Super As a sole trader, you are responsible for your own super arrangements. You may also be able to claim a deduction for any personal super contributions you make. If you have any eligible workers, you must pay a minimum of 9% of their ordinary time earnings as super guarantee contributions on their behalf.</p>

Structure**Features****Description**

For tax purposes, a partnership is an association of people who carry on a business as partners or receive income jointly.

TFN

If you operate your business as a partnership, it needs its own TFN that you use when lodging its annual business income tax return. You can apply for this on the ABN application form.

ABN

If you carry on an enterprise as a partnership in Australia, you can apply for an ABN for the partnership and use it for all the partnership's business dealings.

Who pays income tax?

A partnership is not a separate legal entity and doesn't pay income tax on the income it earns. Instead, you and each of your partners pay tax on the share of net partnership income you each receive.

While the partnership doesn't pay tax, it does have to lodge an annual partnership income tax return to show all income earned by the partnership and deductions claimed for expenses incurred in carrying on the partnership business. The tax return also shows each partner's share of the net partnership income.

Partnerships are not liable to pay PAYG instalments. Instead, you and the other partners may be liable to pay PAYG instalments on the share of income you each receive from each partnership you are a member of (see PAYG instalments on page 23).

Drawings

As a member of a partnership, you cannot claim a deduction for money you draw from the business. Amounts you take from a partnership business are not wages for tax purposes, even if you think of them as wages.

GST

As a member of a partnership, you can apply for GST registration for the partnership if it is carrying on an enterprise. You can apply for registration on the ABN application form. A partnership must be registered for GST if its annual GST turnover is \$75,000 or more.

Personal services income

You may treat income and deductions in relation to this income differently (see Personal services income on page 35).

Super

As a member of a partnership, you are responsible for your own super arrangements as you are not employees of the partnership. You may also be able to claim separately a deduction for personal super contributions you make. If you have any eligible workers, you must pay a minimum of 9% of their ordinary time earnings as super guarantee contributions on their behalf.

Structure	Features
Trust	<p>Description A trust is an obligation imposed on a person to hold property or income for the benefit of others. These others are known as beneficiaries.</p> <p>TFN A trust must have its own TFN to use when lodging its annual income tax return. If you are the trustee of the trust, you must apply for a tax file number for the trust. You can do this on the ABN application form.</p> <p>ABN If the trust is carrying on an enterprise in Australia, as the trustee, you must register for an ABN for the trust.</p> <p>Who pays income tax? Whether or not a trust is liable to pay tax depends on what type of trust it is, the wording of its trust deed and whether any of the income the trust earns is distributed to its beneficiaries.</p> <p>Where the whole of the net trust income is distributed to adult resident beneficiaries, the trust is not liable to pay tax.</p> <p>Where all or part of the net trust income is distributed to either non-residents or minors, as the trustee, you are assessed on that share on behalf of the beneficiary. In this case, the beneficiaries must declare that share of net trust income on their individual income tax returns, and also claim a credit for the amount of tax you paid on their behalf as the trustee.</p> <p>Where the trust accumulates net trust income, as the trustee, you are assessed on that accumulated income at the highest individual marginal rate.</p> <p>If a trust is carrying on a business, each year all income the trust earns and deductions it claims for expenses it incurs in carrying on that business must be shown on a trust tax return. The tax return also shows the amount of income distributed to each beneficiary.</p> <p>Trusts are not liable to pay PAYG instalments. Instead, the beneficiaries or trustees may be liable to pay instalments (see PAYG instalments on page 23).</p> <p>GST If the trust is carrying on an enterprise, you can register for GST as trustee of the trust. You can do this using the ABN application form. A trust must be registered for GST if its annual GST turnover is \$75,000 or more. The registration threshold for non-profit organisations is \$150,000.</p> <p>Personal services income You may treat income and deductions in relation to this income differently (see Personal services income on page 35).</p> <p>Super If the trust has any eligible workers, it must pay a minimum of 9% of their ordinary time earnings as super guarantee contributions on their behalf. This may include you as the trustee if you are also employed by the trust.</p>

Structure	Features
Company	<p>Description</p> <p>An incorporated company is a distinct legal entity that pays its own income tax, separate from an individual's income tax. Companies are regulated by the Australian Securities and Investment Commission.</p> <p>A company is a complex business structure, with set-up and administrative costs that are usually higher than for other business structures. A company must have a separate bank account.</p> <p>For tax purposes, a company means a body or association, incorporated or unincorporated, but does not include a partnership or a non-entity joint venture.</p> <p>TFN</p> <p>A company needs to apply for a TFN and use it when lodging its annual income tax return. You can apply for a TFN on the <i>ABN registration for companies, partnerships, trusts or other organisations</i> (NAT 2939).</p> <p>ABN</p> <p>A company registered under the <i>Corporations Act 2001</i> is entitled to an ABN. A company that is not registered under the <i>Corporations Act</i> may register for an ABN if it is carrying on an enterprise in Australia.</p> <p>Who pays income tax?</p> <p>If you run your business as a company, the money the business earns belongs to the company.</p> <p>Under the self-assessment system, companies have to lodge an annual company tax return, which shows the company's income, deductions and income tax it is liable to pay. Companies also usually pay PAYG instalments, which are credited against the total annual income tax it is liable to pay.</p> <p>A company pays income tax on its assessable income (profits) at the company tax rate, which is currently 30%. The amount of tax it is liable to pay is reduced by any PAYG instalments it pays during the year. There is no tax-free threshold for companies.</p> <p>GST</p> <p>A company can register for GST if it is carrying on an enterprise. It can do so on the ABN application form. A company must be registered for GST if its annual GST turnover is \$75,000 or more. The registration threshold for non-profit organisations is \$150,000.</p> <p>Personal services income</p> <p>A company may treat income and deductions in relation to this income differently (see Personal services income on page 35).</p> <p>Super</p> <p>If the company has any eligible workers, it must pay a minimum of 9% of their ordinary time earnings as super guarantee contributions on their behalf. This includes you if you are a director of the company, and any other company directors.</p>

You will need to register your business for a number of tax obligations. You can complete and lodge applications for most tax obligations:

- online at www.abr.gov.au
- through your tax agent
- by phoning us on **1300 720 092** for paper application forms.

However, if you operate your business as a sole trader, you cannot apply for a tax file number online. If you don't already have a tax file number (TFN), phone us on **1300 720 092** for a paper application.

You can also download TFN and ABN application forms from our website.

The ABN application form contains a section for registering for GST, wine equalisation tax, luxury car tax, PAYG withholding and fringe benefits tax. These obligations are explained on pages 14–15.

You can register for these obligations when you apply for an ABN, or at any later time. If you need to register later, you can do so:

- by registering online if you have an AUSKey or ATO digital certificate
- using the form *Add a new business account* (NAT 2954), available on our website at www.ato.gov.au
- by ordering a form to be sent to you by phoning us on **13 28 66**.

COMMON BUSINESS TAX REGISTRATIONS

The most common tax registrations businesses needs are:

- a tax file number (TFN)
- an Australian business number (ABN)
- goods and services tax (GST)
- pay as you go (PAYG) withholding
- fuel tax credits.

WORKING OUT IF YOU NEED A TFN

If you have decided to operate your business as a sole trader, you use your individual tax file number for both your business and personal dealings with us.

Most people already have an individual tax file number, but if you don't, you will need to complete a *Tax file number application or enquiry for an individual* (NAT 1432) and send it to us. You can phone us on **1300 720 092** and we will send you an application.

If you have chosen to operate your business through a partnership, company or trust, you will need a separate tax file number. You can apply for a tax file number when you register for an ABN.

WORKING OUT IF YOU NEED AN ABN

You do not have to have an ABN, but having an ABN will:

- make it easier to register for GST and other business tax registrations such as PAYG withholding
- avoid having amounts withheld from payments to you – businesses must withhold 46.5% of any payments they make to you unless you quote an ABN.

Each entity (sole trader, partnership, company or trust) receives one ABN, regardless of the number of commercial activities or enterprises it undertakes. For example, a single entity running a cafe and a newsagency would have only one ABN. But if you set up separate companies, partnerships or trusts, each entity must register in its own right.


Australian business register (ABR)

If you are a partnership, company or trust, you can complete and lodge an application for an ABN and business TFN online at www.abr.gov.au

When you register for an ABN, the business details from your application are added to the Australian Business Register. The register is the central collection, storage and verification system for basic identity information about all businesses with an ABN.

You can log onto the register to check that an ABN quoted to you is genuine, to make sure you meet the no-ABN withholding rules.

You can also update your details online. To do this you need an AUSKey or ATO digital certificate. Changes you make are updated immediately once you submit all the details and the ABR confirms them.

 For more information about registering for AUSKey or an ATO digital certificate, visit our website at www.ato.gov.au/onlineservices

The Australian Company Number and the ABN

If you choose a company structure, you will first need to register your company with the Australian Securities and Investments Commission. The commission will issue your company with an Australian Company Number (ACN).

When you register your company for an ABN, you will be asked to supply your ACN. The ABN issued to your company by the Australian Business Registrar will be the company's ACN plus two check digits at the beginning, as shown on the next page.

Australian business number

12 345 678 901



Check digits

Australian Company Number

➤ For more information, visit www.asic.gov.au

! PUT YOUR ABN ON YOUR INVOICES

Put your ABN on your business stationery, especially your invoices. If you don't, other businesses must withhold 46.5% from any payment they make to you. Companies do not need to show both an ACN and ABN on their invoices.

WORKING OUT IF YOU NEED TO REGISTER FOR GST

You must register for GST if you are carrying on a business or enterprise, and any of the following apply:

- your current or projected annual GST turnover is \$75,000 or more (\$150,000 or more for non-profit organisations)
- you provide taxi travel
- you want to claim fuel tax credits.

If your annual GST turnover is below \$75,000, you can choose to register for GST.

You must continually monitor your turnover. As soon as you realise that your current or projected annual GST turnover is \$75,000 or more, you have 21 days to register.

! When registering for GST, you have to tell us whether you will account for GST on a cash or non-cash basis. Make sure you understand these terms before you register.

➤ For more information about GST and working out your GST turnover for registration, refer to *GST for small business* (NAT 3014).

WORKING OUT IF YOU NEED TO REGISTER FOR PAYG WITHHOLDING

You need to register for PAYG withholding if your business makes payments you must withhold amounts from. For example, if your business:

- makes payments of salary, wages, commissions, bonuses or allowances to an individual as an employee (including yourself if you operate your business through a company or trust)
- makes payments to you as a director
- makes payments to contractors under a voluntary agreement (see page 41) or labour hire arrangement, or payments that are specified; for example, performing artists performing in promotional work
- withholds 46.5% from payments to suppliers because they have not quoted their ABN or shown they do not have to quote it
- makes payments of dividends, interest or royalties to non-residents, where non-resident withholding tax applies. For example, royalty payments to a franchisor who is a non-resident.

! As a sole trader or partner, you are not an employee of the business structure. You get money from the business through drawings, not wages. There is no need to withhold from these drawings or register for PAYG withholding unless you must do so for other reasons, including those already stated.

If you don't withhold from a payment to a supplier who doesn't quote an ABN (but is required to do so), you may have to pay a penalty to us equal to the amount you didn't withhold.

You can register for PAYG withholding when you apply for an ABN or at any later time.

➤ For more information, refer to:

- *PAYG withholding* (NAT 8075)
- *No ABN withholding – questions and answers* (NAT 5931)
- *Statement by a supplier (reason for not quoting an ABN to an enterprise)* (NAT 3346) – this includes a statement that a supplier can complete to show why they don't need to quote an ABN.
- our website at www.ato.gov.au and select Businesses > Tax topics – PAYG Withholding (PAYGW) > Advanced topics > Non-residents

OTHER BUSINESS TAX REGISTRATIONS

Other business tax registrations you may need are for:

- fringe benefits tax, if you provide fringe benefits to employees
- wine equalisation tax, if you are a wine manufacturer, wholesaler or importer
- luxury car tax, if you are a retailer, wholesaler or manufacturer of luxury cars
- fuel tax credits, if you use eligible fuel in your business.

Super

You don't have to register with us for super purposes, but you must offer your eligible employees a choice of super fund. If your eligible employees do not choose a fund, you must pay their super contributions into the employer nominated fund.

Fringe benefits tax

If you are an employer and you provide fringe benefits to your employees, you may have to pay fringe benefits tax. We recommend you register as soon as you have decided you will provide benefits.

Some common fringe benefits are:

- private use of a work car by an employee or director
- paying private expenses for an employee or director, for example
 - health insurance costs
 - club memberships
 - school fees
 - holiday expenses
 - on-site accommodation.

➤ For more information about fringe benefits, refer to *Fringe benefits tax for small business* (NAT 8164).

Wine equalisation tax

Wine equalisation tax (WET) is a value-based tax of 29% on wholesale sales of wine or an equivalent value when there is no wholesale sale.

Wine manufacturers, wholesalers and importers collect WET and send it to us. The Australian Customs and Border Protection Service collects WET on imported wine. Retailers do not generally have to pay WET unless they bottle or package wine for sale, or make their own wholesale sales of wine (that is, sell to a reseller). The retailer is not entitled to a credit for WET.

➤ For more information, refer to *Wine equalisation tax* (NAT 12712).

Luxury car tax

Cars with a GST-inclusive value above the luxury car tax threshold (\$57,180 for 2009–10) are subject to luxury car tax.

The luxury car tax threshold is equal to the car limit, which is reviewed each financial year and may change.

The 33% tax must be paid on the portion of the GST-exclusive value of the car that exceeds the threshold.

Retailers, wholesalers and manufacturers of luxury cars may have a liability for luxury car tax. Importers (including private buyers) also pay luxury car tax.

➤ For more information about the luxury car tax threshold, refer to *Luxury car tax* (NAT 3394).

Fuel tax credits

You can claim credits for the fuel tax (excise or customs duty) included in the price of fuel you use in your business activities, machinery, plant, equipment and heavy vehicles. Ineligible fuels include aviation fuels, alternative fuels and fuel used in light vehicles of 4.5 tonne gross vehicle mass (GVM) or less travelling on public roads.

This means most businesses can now claim fuel tax credits – it is just the rate that varies depending on your business activity.

➤ For more information:

- visit our website at www.ato.gov.au/fuelschemes
- refer to *Fuel tax credits for business* (NAT 14584)
- phone us on **13 28 66** between 8.00am and 6.00pm, Monday to Friday.

CHANGING YOUR REGISTRATION DETAILS

Once you are registered, you must tell us if your details or business circumstances change. You can update your registration details:

- on the Australian Business Register at www.abr.gov.au
- by phoning us on **13 28 66**.

If you have an AUSkey or ATO digital certificate, you can update your details on the Business Portal at www.bp.ato.gov.au

➤ For more information, visit www.ato.gov.au/onlineservices

CANCELLING A REGISTRATION

If you need to cancel your registration, phone us on **13 28 66** and we will help you work through what you need to do.

NON-TAX BUSINESS REGISTRATIONS

Your business may need other licences, permits or registrations to operate. Things you may need to consider could include the following.

Registering your business name

Most businesses will need to register their business or trading name.

You can carry on a business in your own name without registering a trading name if you don't change or add anything to your name. For example, if your name is John Smith, you don't have to register a name to trade as J Smith or John Smith. But if you trade as John Smith Landscaping, you need to register the name with the relevant government body in your state.

When you apply for an ABN, you must provide the trading name of your business, so make sure you register your trading name before you apply for an ABN.

➤ For more information, visit business.gov.au

Getting an Australian Company Number

If your entity is a company, you need to apply for an Australian Company Number (ACN) before applying for an ABN.

State government licences

Some businesses need licences to operate. These are usually issued by your state government. Most states have a small business department that can tell you what licences you need and how to get them.

Council permits

You may need a council permit to operate your business; for example, to use a building for a specific purpose, or sell food or dangerous goods. Check any requirements with your local council.

➤ For more information:

- visit the Australian Government's business resource website at business.gov.au
- check the *White Pages* under 'small business'.

EXAMPLE: Registration

Alex

All Electrical

Alex starts his own business as an electrician. He does repairs on-site or at his workshop.

Structure: sole trader

Expected turnover: \$40,000

Staff: works alone

Business registrations for All Electrical:

- | | |
|--|---|
| <input type="checkbox"/> Tax file number | Alex doesn't need a separate tax file number because, as a sole trader, he uses his individual tax file number. |
| <input checked="" type="checkbox"/> ABN | Alex needs an ABN as he is going to register for GST and needs to quote an ABN when dealing with other businesses. |
| <input checked="" type="checkbox"/> GST | Alex doesn't have to register for GST because his expected annual GST turnover is less than \$75,000, but he prefers to charge GST and claim GST credits. |
| <input type="checkbox"/> PAYG withholding | Alex plans to work alone, with no employees. He can register later if he needs to – for example, if he needs to withhold from a supplier that doesn't quote an ABN. |
| <input type="checkbox"/> Fringe benefits tax | Alex has no employees. |

Alex can register for an ABN and GST:

- online at www.abr.gov.au or
- by phoning us on **13 28 66** to obtain an ABN application form.

He cannot apply for a TFN online.

EXAMPLE: Registration**Renee****Renee Fashions Pty Ltd**

Renee starts her own clothing shop, Renee Fashions. At the same time she creates a company, Renee Fashions Pty Ltd, through which she runs the business.

Structure: company

Expected turnover: \$190,000

Staff: three, including Renee

Business registrations for Renee Fashions Pty Ltd

- | | | |
|-------------------------------------|---------------------------------|--|
| <input checked="" type="checkbox"/> | Tax file number | The company needs a separate tax file number. |
| <input checked="" type="checkbox"/> | Australian Company Number (ACN) | The company needs an ACN. |
| <input checked="" type="checkbox"/> | ABN | The company needs to apply for an ABN as it must register for GST. |
| <input checked="" type="checkbox"/> | GST | Renee Fashions Pty Ltd must register for GST because its expected annual GST turnover is more than \$75,000. |
| <input checked="" type="checkbox"/> | PAYG withholding | As an employer, Renee Fashions Pty Ltd needs to register for PAYG withholding. |
| <input checked="" type="checkbox"/> | Fringe benefits tax | Renee plans to have private use of a company car, which is a fringe benefit. |

Renee can obtain a tax file number for the company and register it for an ABN, GST and PAYG withholding:

- online at **www.abr.gov.au**
- by phoning us on **13 28 66** to obtain an ABN application form.

YOUR REGISTRATION CHECKLIST

Use this registration checklist to record what tax registrations you need for your business and find out how to register.

Tick if you need to register	Registration type	Can you apply on your ABN application form?	Can you register online?	Who to phone if you need help
<input type="checkbox"/>	Individual tax file number (only if you don't have one already)	<input checked="" type="checkbox"/> Complete a <i>Tax file number application or enquiry for an individual</i> (NAT 1432) and send it to us.	<input checked="" type="checkbox"/> Visit our website at www.ato.gov.au for details on how to order.	Phone us on 13 28 61 .
<input type="checkbox"/>	Partnership tax file number	<input checked="" type="checkbox"/>	<input checked="" type="checkbox"/> Visit www.abr.gov.au to register online.	Phone us on 13 28 66 .
<input type="checkbox"/>	Company tax file number	<input checked="" type="checkbox"/>		
<input type="checkbox"/>	Trust tax file number	<input checked="" type="checkbox"/>		
<input type="checkbox"/>	Australian business number (ABN)	<input checked="" type="checkbox"/>		
<input type="checkbox"/>	Australian Company Number (for companies only – you need an ACN before you can apply for an ABN)	<input checked="" type="checkbox"/>	<input checked="" type="checkbox"/> Visit www.asic.gov.au to download an ACN application form.	Phone the Australian Securities and Investments Commission on 1300 300 630 .
<input type="checkbox"/>	Business name	<input checked="" type="checkbox"/> See the Department of Justice, Consumer Affairs or Fair Trading in your state.	<input checked="" type="checkbox"/> Visit business.gov.au and follow the links to your state's application form.	Look under 'Business' or 'State government' in the <i>Yellow pages</i> .
<input type="checkbox"/>	GST	<input checked="" type="checkbox"/>	<input checked="" type="checkbox"/> Visit www.abr.gov.au You can apply online while registering for an ABN. We may contact you for more information about wine equalisation tax, luxury car tax or fuel tax credits.	Phone us on 13 28 66 .
<input type="checkbox"/>	PAYG withholding	<input checked="" type="checkbox"/>		
<input type="checkbox"/>	Fringe benefits tax	<input checked="" type="checkbox"/>		
<input type="checkbox"/>	Wine equalisation tax	<input checked="" type="checkbox"/>		
<input type="checkbox"/>	Luxury car tax	<input checked="" type="checkbox"/>		
<input type="checkbox"/>	Fuel tax credits	<input checked="" type="checkbox"/>		

Poor record keeping is one of the main reasons why many small businesses fail.

Good business records will help you manage your business, meet your tax obligations and make sound business decisions. They will save you time and money.

Specifically, good records will help you:

- work out your costs and profitability and monitor your stock
- show your financial position to banks and other lenders, or to prospective buyers of your business
- use your accountant's time for business and financial planning, not for sorting out your receipts and invoices
- complete and lodge activity statements and income tax returns
- make super contributions by the quarterly cut-off dates
- help you manage your cash flow so you can pay your tax on time.

LEGAL REQUIREMENT

The final reason for keeping good records is that the tax laws say you must. If you don't keep appropriate records, you can incur penalties. You must keep records that explain all your business transactions.

You must keep written records in English. If you keep electronic records on your computer, they must be in a form that you can easily access and convert into written English.

You must keep any account books, records or documents related to preparing your income tax return for at least five years after they are prepared, obtained or the transaction is completed, whichever occurs last.

Some records need to be kept for longer than five years.

For capital gains tax, you must keep records for at least five years after the relevant capital gains tax event, for example, the sale of an asset. You may have purchased the asset many years before you sold it. To streamline record keeping, you can choose to enter information from your CGT records into an asset register.

➤ For more information, refer to *Guide to capital gains tax* (NAT 4151).

When claiming prior year losses, you must keep records relating to those losses for five years following the year you claimed the loss in.

KEEPING MANUAL OR ELECTRONIC RECORDS

Good records are the foundation of a good business, so it is a good idea to have a suitable record keeping system ready to go from day one. If you need to, get some help to set up and manage your records.

Your record keeping system should be as simple as your business needs and capabilities allow.

You can keep your records electronically or on paper. Paper records are generally quicker to start with but can be slower at the end of the month or at tax time when you have to total everything.

There are several electronic record keeping packages available. They can take more time to set up but have advantages, including automatically totalling amounts, printing invoices and providing summary details for your activity statements and tax returns.

If you do decide to keep electronic records, make sure you choose a software package that meets your business needs and our requirements.

➤ For information about commercially available software products that may suit your business needs, visit our website www.ato.gov.au/softwaredevelopers

⚠ If you are thinking about getting a tax adviser to help with your tax, before you choose a record keeping system, talk to them about what system is best for you.

RECORDS YOU NEED TO KEEP

Generally, records you need to keep include:

- **Income and sales records**
Keep records of all sales and barter transactions, for example, invoices, receipt books, cash register tapes and records of cash sales.
- **Expense or purchase records**
Keep records of all business expenses, including cash purchases. Records could include receipts, invoices, cheque butts, credit card vouchers and diaries to record petty cash expenses.

■ Bank records

Keep all bank records, such as bank statements and loan documents.

■ Asset purchase records

Keep details of what assets you buy and what you spend on those assets. An asset register can help you keep track of these expenses.

■ Contracts and agreements

Keep copies of contracts and franchise or other agreements.

■ Year-end records

These include lists of creditors or debtors and worksheets for depreciating assets.

■ Minor deductible expenses

For certain work, car and business travel expenses, it is not always possible to get a receipt. But you can still claim the expenses as deductions as long as you record the details of these expenses in a diary or logbook.

➤ For more information, refer to *Record keeping for small business* (NAT 3029).

SPECIAL RECORDS YOU MAY NEED TO KEEP

As well as general records, you may need to keep other records, depending on your tax obligations or the type of expense.

GST records

The main GST records you need to keep are tax invoices and adjustment notes. Remember, you need a tax invoice to claim GST credits.

You must also keep any other document that records an election, choice, estimate, determination or calculation made for GST purposes.

➤ For more information, refer to *How to set out tax invoices and invoices* (NAT 11675).

Employee or contractor records

For employees or contractors, you need to keep:

- records of wages, allowances and other payments you made to them
- super guarantee records, including payments you made and records that show you have met your choice of super fund obligations
- records of fringe benefits tax calculations, worksheets, declarations, elections and supporting details
- copies of tax file number declarations or withholding declarations
- copies of any contracts you have with contractors.

Motor vehicle records

You may have to keep logbooks, lease or loan documents or yearly odometer readings for motor vehicles you use in your business.

Stocktake records

Businesses that sell goods usually have to do a stocktake (a physical count and valuation) at 30 June each year. You take changes in stock levels into account in working out your taxable income for the year.

Broadly, if your annual turnover is less than \$2 million, you can use simpler stocktake rules.

No-ABN withholding

Keep statements by suppliers who have not quoted their ABN, records of any amounts you have withheld from them and payment summaries you have given them.

⚠ Put your ABN on your business stationery, especially on your invoices. The businesses you deal with need your ABN so they don't have to withhold the highest rate of tax from payments for supplies you make to them.

➤ For more information, refer to *Statement by a supplier (reason for not quoting an ABN to an enterprise)* (NAT 3346).

Fuel tax credit

To support your claims for fuel tax credits, you must keep records that show you:

- acquired the fuel
- used the fuel in your business
- applied the correct rate when working out how much you could claim.

You must keep these records for five years after you make the claim.

If you are claiming fuel tax credits of \$300 or less in a financial year, you do not have to keep records of fuel purchases.

➤ For more information, refer to *Take credit where it's due – register for fuel tax credits* (NAT 15397).

RECORD KEEPING TIPS

Use the Record keeping evaluation tool

This is a free, interactive software program that will help you understand what records you need to keep and evaluate whether your record keeping practices are adequate.

It provides a list of records tailored specifically for your business, a report on how well the business is keeping its records and suggested improvements where appropriate.

We cannot access the information you enter in the tool.

 To download the Record keeping evaluation tool, visit our website at www.ato.gov.au/recordkeeping

Set up a good filing system for your records

This will help you keep the right records and have them available when you need them. Get into a routine and do your books regularly.

Fill in cheque butts in detail

Write enough information on your cheque butts so that you (or your accountant) can understand what the payment was for later on.

Clearly separate business and private expenditure

We recommend you keep your business and personal banking in separate accounts. If you have a company or trust, it is a legal requirement. Avoid paying personal expenses from your business account.

Cross-reference your transactions


When you pay bills, write the invoice number on the cheque butt, and the cheque number on the invoice. This will help you track down information if you have any problems later.

Regularly reconcile your cash book entries with bank statements

Reconciling your accounts helps find errors or omissions. It could save your accountant time, which will save you money.

Avoid keeping cash register tapes

If you use a cash register, you can discard your cash register tapes after one month, provided you keep Z-totals and they have been reconciled with actual sales and banking for the period. Otherwise, you must keep the full rolls for five years. The Z-total is the figure printed by the cash register showing the total of all recorded takings for a day.

 For more information, refer to *Record keeping for small business* (NAT 3029).

Record keeping tools

Use our *Record keeping evaluation tool* to help work out your business' record keeping needs.

Based on the information you provide, the tool will produce:

- a list of business records you should keep
- a report that shows how well you are keeping your business records
- suggestions for improvement.

SELF-ASSESSMENT

Australia's income tax system works on the self-assessment principle. This means we initially accept that the information you provide is accurate and work out the tax you are liable to pay on this basis. However, we may ask you to show records to support your information, so it is important to keep the necessary records to verify your claims (see 'Keeping good records' on page 19).

We work out your individual or business income tax based on your taxable income using the following formula:

$$\text{Assessable income} - \text{allowable deductions} = \text{taxable income (the amount you pay tax on).}$$

ASSESSABLE INCOME

Most money you receive in carrying on your business is assessable income. There are some exceptions, such as:

- loans you receive
- money you contribute as the business owner
- GST you collect.

➤ For more information about what is included in assessable income, refer to *Income and deductions for small business* (NAT 10710).

ALLOWABLE DEDUCTIONS

You can claim a deduction for most expenses you incur in carrying on your business and you can generally claim:

- an immediate deduction for expenses that are necessary for the everyday running of your business
- a deduction over a number of years (depreciation) for other expenses – for example, capital assets such as machinery, tools or computers.

You cannot claim a deduction for all expenses you incur. This includes:

- loans the business makes
- money you draw or borrow from the business as the business owner
- private or domestic expenses
- GST you pay if you can claim it as a credit on your activity statement.

⚠ If you exchange goods or services for items other than cash (that is, you trade or barter), you must include in your assessable income the value of the goods or services you received in exchange.

➤ For more information, refer to *Bartering and barter exchanges* (NAT 9748).

TAXABLE INCOME

When you have worked out your assessable income and the deductions you can claim, you can calculate your taxable income. This is the amount your income tax return will show as the net taxable income from your business. It is the amount you pay tax on.

If you are a sole trader or partner in a partnership, do not confuse amounts you draw from the business to live on (drawings) with taxable income. You have to pay tax on the business' taxable income, regardless of the amount of drawings you make over the year.

⚠ You must lodge an income tax return for any year in which you carry on a business, even if you expect you will not have to pay any income tax.

Activity statements are different from income tax returns. Even if you report your PAYG instalments and other obligations on an activity statement, you must still lodge an income tax return.

WORKING OUT HOW MUCH TAX TO PAY

To work out how much tax you have to pay, apply the appropriate tax rate to your taxable income. This will vary according to your business structure.

Current tax rates for resident individuals

Individual tax rates apply to you if you are any of the following:

- a sole trader
- a partner in a partnership
- a beneficiary of a trust
- an employee of your trust or company.

TABLE: Tax rates 2009–10

Taxable income	Tax payable
\$0–\$6,000	Nil
\$6,001–\$35,000	15% of amount over \$6,000
\$35,001–\$80,000	\$4,350 plus 30% of amount over \$35,000
\$80,001–\$180,000	\$17,850 plus 38% of amount over \$80,000
Over \$180,000	\$55,850 plus 45% of amount over \$180,000

TABLE: Tax rates 2010–11

Taxable income	Tax payable
\$0–\$6,000	Nil
\$6,001–\$37,000	15% of amount over \$6,000
\$37,001–\$80,000	\$4,650 plus 30% of amount over \$37,000
\$80,001–\$180,000	\$17,550 plus 37% of amount over \$80,000
Over \$180,000	\$54,550 plus 45% of amount over \$180,000

! MEDICARE LEVY

If you are an Australian resident and your taxable income is above the 'low income threshold', it is likely you will have to pay 1.5% of your taxable income as a Medicare levy. You may also have to pay the 1% Medicare levy surcharge if you don't have a complying private health insurance policy and your taxable income for the 2009–10 income year is more than:

- \$73,000 – if you are single with no dependent children
- \$146,000 – if you have a spouse or dependent child.

This amount increases by \$1,500 for each dependent child after the first.

Your 'spouse' includes another person (whether of the same or opposite sex) who:

- you were in a relationship with that was registered under a prescribed state or territory law
- although not legally married to you, lived with you on a genuine domestic basis in a relationship as a couple.

Current tax rate for companies

The company tax rate for the 2010–11 income year is 30%. This rate is applied equally to all the taxable income of a company. Unlike individuals, companies do not have marginal tax rates or tax-free thresholds.

Employees of a company, which usually include the owner or director, must include any wages or salary from the company in their individual tax return.

! If you earn income mainly from your personal efforts or skills, your income may be taxed at your personal tax rate, even if it is paid to a company, partnership or trust and not directly to you. See 'Personal services income' on page 35 for more information.

MAKING PAYMENTS TOWARDS YOUR INCOME TAX

Pay as you go (PAYG) instalments is a system for individuals and companies to pay instalments towards their income tax.

In your first year of business, you generally don't pay PAYG instalments. After you lodge your first tax return showing a profit from business or investment income, we send you a letter if you must pay PAYG instalments. The letter and additional information will tell you your payment options and how often to pay – usually quarterly, but you may be able to pay annually.

Once you enter the PAYG instalments system, we credit any instalments you pay during the year towards your final tax assessment after you lodge your income tax return.

Budgeting to pay your tax

You will need to budget for the total amount of income tax you are liable to pay, especially in your first year of business. This is because we may not receive your tax return and assess your PAYG instalments until some time after the end of the first year.

One way to budget to pay your tax is to make voluntary payments to us during the year. You must be able to estimate the total amount of tax you will be liable to pay to do this.

➤ For more information about making voluntary payments towards your tax, phone us on **13 28 66**.

Estimating the amount of tax you are liable to pay

Soon after starting business, you should be in a position to work out your taxable income periodically – perhaps weekly, monthly or quarterly – using the following formula:

Assessable income – allowable deductions = taxable income

You can use weekly, fortnightly, monthly or quarterly PAYG withholding tables to see how much tax you need to put aside. If you operate your business as a partnership or trust, refer to the tax rates for individuals to work out the total amount of tax you are liable to pay for the year.

➤ To view the PAYG withholding tax tables and the *Tax withheld calculator*, visit the ‘Find a rate or calculator’ section of our website at **www.ato.gov.au**

Partnerships and trusts

Partnerships do not have to pay PAYG instalments. Instead, each individual partner may be liable to pay PAYG instalments on their share of net income or loss from each partnership they are a member of.

Similarly, trusts are not liable to pay PAYG instalments. Instead, the beneficiaries or trustees may be liable to pay instalments.

- For more information, refer to:
- *Introduction to pay as you go income tax instalments* (NAT 4637)
 - *PAYG instalments – fact sheet for individuals* (NAT 4269)
 - *Introduction to annual pay as you go instalments*
 - *Companies – questions and answers* (NAT 7331)
 - *PAYG instalments for primary producers and special professionals* (NAT 4352)
 - *PAYG instalment income – partnerships* (NAT 3494)
 - *PAYG instalment income – trusts* (NAT 3495).

EXAMPLE

Alex – All Electrical (sole trader)

Alex has the following income and deductions for the year:

- business income (assessable income) – \$58,000
- investment income (assessable income) – \$2,000
- deductions – \$19,900.

Alex includes these amounts in his 2009–10 individual income tax return. He works out his taxable income for the year as follows:

Assessable income \$60,000 – allowable deductions \$19,900
= taxable income \$40,100

To work out the tax he has to pay, Alex applies the 2009–10 tax rates for individuals to each relevant bracket of his taxable income:

- on the first \$6,000 of his taxable income the tax rate is 0%
- on the next \$29,000 (that is, the taxable income from \$6,001 to \$35,000), the tax rate is 15%
- on the next \$5,100 (that is, until he reaches his taxable income of \$40,100), the rate is 30%.

Alex works out his 2009–10 tax as follows:

Marginal tax rates

	0%	\$6,000 × 0%	= \$0
\$6,000	15%	\$29,000 × 15%	= \$4,350
\$35,000	30%	\$5,100 × 30%	= \$1,530
\$80,000	38%	\$0 × 38%	= \$0
\$180,000	45%	\$0 × 45%	= \$0

Taxable income \$40,100 **Tax Payable = \$5,880**

The net tax Alex must pay is \$5,880.

Alex must also pay the Medicare levy of 1.5% of his taxable income. The Medicare levy on a taxable income of \$40,100 is \$601.50.

The total tax and Medicare levy Alex must pay is \$6,481.50.

EXAMPLE

Renee Fashions Pty Ltd (company)

In 2009–10, Renee Fashions Pty Ltd has assessable income of \$165,000 and allowable deductions of \$152,000, including a salary of \$36,000 paid to Renee.

Renee includes these amounts in the company’s 2009–10 company tax return.

Renee works out the company’s taxable income for the year as follows:

Assessable income \$165,000 – allowable deductions \$152,000 = taxable income \$13,000

To work out the total amount of income tax the company is liable to pay, Renee applies the company tax rate of 30% to all taxable income:

30% (company tax rate) × \$13,000 (taxable income)
= \$3,900 (tax to pay)

Renee reports her salary of \$36,000 on her individual tax return and pays tax on this salary at the rates for individuals.

MAKING A CLAIM

Under income tax law, if you carry on a business, you can generally claim a deduction for expenses you incur in carrying on the business; however, there are some basic rules:

- you must have actually paid or committed to spending the money
- the expense must be related to your business – you must be able to show why you needed to spend the money to carry on your business.

Common claims

There is no complete list of what you can claim because what businesses do, and how they do it, varies. However, the following is a list of common expenses you can generally claim:

- advertising
- bank fees and charges
- business travel (away from home)
- decline in value of depreciating assets (depreciation)
- electricity
- employee wages
- the cost of any fringe benefits you provided, and fringe benefits tax you incurred
- hire or lease of plant and equipment
- home office expenses
- interest on borrowed money
- motor vehicle expenses
- phone expenses
- registered tax agent fees
- rent or lease of business premises (including home business premises)
- repairs
- super contributions for employees
- trading stock
- transport and freight.

If you are not sure about what you can claim, check with us or consult your tax adviser. If you make an ineligible claim, we may amend your tax return and you may have to pay more tax.

! If you pay interest, dividend or royalty payments to someone who is not a resident of Australia, those payments may be subject to special withholding rules which may require you to withhold part of the payment and send it to us.

For more information visit our website at www.ato.gov.au and select Businesses > Tax topics – PAYG Withholding (PAYGW) > Advanced topics > Non-residents, then select 'PAYG withholding for interest, dividends, and royalties paid to non-residents'.

THINGS YOU CANNOT CLAIM

You cannot claim:

- **private or domestic expenses** – for example, food or ordinary clothing. If the expense is part private and part business, you can only claim a deduction for the business part
- **capital expenses** – these are the expenses you incur in establishing, replacing, enlarging or improving a business operation, as distinct from everyday working or operating expenses. You can claim deductions for some capital expenses; for example, machinery, tools or computers (see 'Claiming deductions for decline in value' on page 30)
- **a deduction for GST if you can claim GST credits** – you claim GST credits separately on your activity statement (see page 48)
- **the super guarantee charge** – this is an amount you must pay if you don't contribute enough super for your employees or if you contribute after the quarterly cut-off date
- **expenses you incur before you started your business** – you generally must have started business before you can claim deductions but there are some exceptions and you can
 - write off over five years, at 20% a year, some business related capital expenses you incur before your business starts operating; for example, the cost of feasibility studies and legal expenses to establish your partnership, trust or company
 - claim the cost of licences and permits
 - start claiming the decline in value (depreciation) of plant and equipment as soon as it is installed ready for use.

> For more information about deductions for business related capital costs, refer to *Guide to depreciating assets* (NAT 1996).

The personal services income rules

There are some expenses you may not be able to claim if the tax rules relating to personal services income apply to you. See 'Personal income' on page 35.

WHEN TO START CLAIMING DEDUCTIONS

Sometimes it is easy to identify when your business started, for example, the date you started production or the date your shop opened. However, this is not always clear and you may want to record milestones in a diary so you and your tax adviser can establish a clear or notional start date for your business.

For example:

- 18 March 2008 – applied for an ABN
- 19 March 2008 – set up business bank account.

➤ For more information about claiming deductions, refer to *Income and deductions for small business* (NAT 10710).

⚠ You must be able to support your claim for any business deductions. Records to verify claims for deductions include:

- business books
- evidence of transactions, such as invoices and receipts
- evidence of use, such as motor vehicle logbooks and airline tickets.

You must keep records of your business transactions for five years from when you last used them to prepare a return.

➤ For more information, refer to *Record keeping for small business* (NAT 3029).

CLAIMING MOTOR VEHICLE EXPENSES

Most people use one or more vehicles in their business. How you claim motor vehicle expenses differs significantly depending on whether you operate your business as a company or trust, or as a sole trader or partnership.

Companies and trusts

If you operate your business through a company or trust, the company or trust can claim a full deduction for expenses involved in running motor vehicles it owns or leases. If those vehicles are used for private purposes, the company or trust may have to pay fringe benefits tax.

Sole traders and partnerships

If you operate your business as a sole trader or a partnership, you work out your motor vehicle deductions differently, depending on whether the vehicles you use in your business are:

- business purpose vehicles
- other vehicles.

Business purpose vehicles

You usually get a deduction for the running costs of these vehicles:

- larger trucks or vans
- smaller vehicles, such as utes, wagons or panel vans, that have been heavily modified for business use, or where private use is restricted to home-to-work travel and very minor other use.

Other vehicles

Other vehicles include:

- ordinary cars, station wagons or four-wheel drive vehicles
- most other vehicles designed to carry less than one tonne or fewer than nine passengers
- utes and panel vans where private use is not strictly limited.

You have a choice of methods for working out your deduction for these other vehicles. The methods treat the private use of vehicles differently. They depend on whether you travel more or less than 5,000 business kilometres a year, as shown in the following table.

5,000 business km or less	More than 5,000 business km
<ul style="list-style-type: none"> ■ cents-per-kilometre method ■ logbook method 	<ul style="list-style-type: none"> ■ cents-per-kilometre method (claim limited to 5,000 km) ■ logbook method ■ $\frac{1}{3}$ of actual expenses method ■ 12% of original value method

If you use more than one vehicle in your business, you can choose the same or different methods for each vehicle. If you use the logbook method for more than one vehicle, you must maintain logbooks for the same 12-week period for each vehicle.

Choosing a method to work out your car expenses

When choosing a method of working out your car expenses, you can:

- choose the method that gives you the best result
- use different methods for different cars
- change methods from year to year.

You must keep appropriate records regardless of which method you choose.

➤ To help you work out your work-related car expenses, we have developed an electronic work-related car expenses calculator. To use it, visit our website at www.ato.gov.au and select: Find a rate or calculator – Business – Calculators – Income tax.

⚠ Generally, you cannot claim a deduction for the cost of travelling between your home and place of business and you cannot include this expense in your claim. However, you can claim the expense of:

- travelling to clients' premises if your home is your place of business
- carrying heavy or bulky items or tools of trade between your home and your place of work if there is no secure storage facility on your worksite.

GST and motor vehicle costs

As a sole trader or a partner in a partnership, you can only claim GST credits for the GST you pay in the cost of using your vehicle for business purposes.

If you are registered for GST and use the cents-per-kilometre, logbook, 12% of original value or $\frac{1}{3}$ of actual expenses method to claim income tax deductions for car expenses, we will specify the amount of GST credits you can claim.

➤ For more information, refer to GST Bulletin GSTB 2006/1 How to claim input tax credits for car expenses.

CLAIMING WORKING FROM HOME EXPENSES

If you operate your business in full or in part from your home, you may be able to claim a deduction for:

- occupancy expenses such as rent, mortgage interest, rates, land taxes and house insurance premiums
- running expenses such as phone rental and business calls, internet fees, depreciation of office furniture and equipment, additional heating, cooling, lighting and cleaning expenses.

Whether you can claim both running expenses and occupancy expenses depends on whether:

- your home is your place of business and you have an area set aside exclusively for business activities
- your home is not your place of business but you have an area set aside exclusively for business activities

- you work at home but have no home work area – you work when others are not present in a living area or garage but your home is not your place of business and you don't have an area set aside primarily or exclusively for business activities.

If your home is your place of business and you have an area set aside exclusively for business activities, you may be able to claim both running and occupancy expenses.

If you carry on your business elsewhere and also do some work at home, you cannot claim occupancy expenses even if you have a home work area set aside.

The following table shows the deductions you can claim for the three ways you can work at home.

What you can claim	How you operate your business		
	Home is your place of business and you have a home work area	Home is not your place of business but you have a home work area	You work at home but don't have a home work area
Running expenses			
Cost of using a room (utilities such as gas and electricity)	Yes	Yes	Yes
Business phone costs	Yes	Yes	Yes
Depreciation of office plant & equipment (eg, desks, chairs, computers)	Yes	Yes	Yes
Occupancy expenses*			
Cost of owning or renting the house (rent, mortgage interest, insurance, rates)	Yes	No	No

* If your income includes personal services income, you may not be able to claim a deduction for occupancy expenses. See 'Personal services income' on page 35.

Capital gains tax and working from home

If your home is your place of business, capital gains tax may apply when you sell your home. For example, if you are carrying on a business at or from your home, you have a home work area and your business occupies 15% of the total area of your home, you can claim 15% of your mortgage interest, rent, council rates and insurance premiums. However, 15% of the capital gain you make when you sell your home will be subject to capital gains tax.

This gain may be reduced by the 50% capital gains tax discount and the small business concessions if you meet the relevant conditions. The remaining 85% of the capital gain will be exempt from capital gains tax.

Capital gains tax may still apply even though you haven't claimed mortgage interest as a deduction.

- For more information about capital gains tax, refer to:
- *Main residence exemption – the effect of using your home to produce income* (NAT 10255)
 - *Guide to capital gains tax* (NAT 4151)
 - *Guide to capital gains tax concessions for small business* (NAT 8384).

How much can you claim?

When working out your allowable deductions, focus on:

- additional costs you incur because you conduct business activities from home
- excluding any part of an expense that is related to private use.

You need to use a reasonable method of dividing your business and private costs. For example, you might allocate heating and lighting costs based on the floor area of the business part of your home, relative to the total floor area. It is also important to keep records to support your claims, for example:

- electricity and phone bills
- rental receipts.

If you are carrying on a business at or from your home, you also need to have a reasonable estimate of your home's value at the time you started your business. You will need this to work out whether you have made a capital gain or a capital loss if you sell your home.

- For more information about working from home expenses refer to *Home based business* (NAT 10709).

To help you work out your expenses for a home work area, we have developed an electronic home office expenses calculator. To use the calculator, visit our website at www.ato.gov.au and select: Find a rate or calculator – Business – Calculators – Income tax.

EXAMPLE

Alex – All Electrical (sole trader)

Alex uses his home as his base for his electrical business. He has converted his garage to a workshop but does most of his electrical work on clients' premises. He has a van that he uses to carry his tools and electrical equipment from job to job.

Alex works out that his workshop covers about 10% of the floor area of his home. On this basis, he claims deductions for 10% of the costs for gas, electricity, insurance premiums, council rates and mortgage interest.

Based on a review of his itemised home phone bills, he estimates that 10% of calls from his house are for business purposes. On this basis, he claims 10% of his total call costs and line rental fees for his home phone.

Alex also claims deductions for the decline in value of depreciating furniture he uses for the business.

Utilities, rates, insurance, interest	\$10,500	
Business floor area	× 10%	\$1,050
Home phone costs	\$800	
Business use of phone	× 10%	\$80
Decline in value of business furniture	\$100	\$100
Total deductions		\$1,230

CLAIMING BUSINESS TRAVEL EXPENSES

Companies and trusts

If you run your business through a company or trust, the company or trust can claim a full deduction for expenses for business travel. If the travel is partly for private purposes, the company or trust may have to pay fringe benefits tax.

Sole traders and partnerships

You can claim a deduction for the business travel expenses you incur if you run your business as a sole trader or partnership.

If you travel away from home overnight, you must keep written evidence of all expenses you incur.

If you travel for more than six consecutive nights, you must also keep a record of all business activities you conduct.

One way to do this is to record in a diary:

- the nature of any business activity
- the day and approximate time the activity began
- how long it lasted
- where you engaged in the activity.

⚠ If travel is for both business and private purposes, you cannot claim the private expenses.

CLAIMING DEDUCTIONS FOR DECLINE IN VALUE (DEPRECIATION)

You may be able to claim a deduction for the decline in value of your depreciating assets. A depreciating asset is an asset that has a limited effective life and can reasonably be expected to decline in value over the time it is used.

Examples include:

- computers
- electrical tools
- furnishings
- carpet and curtains
- motor vehicles.

You can claim a deduction for part of the value of these assets in each year of their effective life. That is, the length of time you expect to use the asset for business purposes. We publish a complete list of assets and their effective life to help you work out these claims, or you can assess the effective life of the assets yourself.

You can work out your deductions using the uniform capital allowance system or, if you operate a small business, you can use simpler depreciation methods.

Uniform capital allowance system

Generally, you work out the decline in value of depreciating assets using one of two calculation methods:

- the prime cost method
- the diminishing value method.

Both methods are based on the effective life of the asset.

Subject to certain conditions, you can pool assets costing less than \$1,000 (low-cost assets) or assets that have been depreciated to an adjusted value of less than \$1,000 (low-value assets). You can then claim a deduction of 37.5% of their combined value each year. In the first year, you can claim a deduction for assets you have newly acquired at 18.75%.

Subject to certain conditions, you may be able to claim a full deduction for an item costing \$100 or less in the year you purchased it.

Simpler depreciation rules

Broadly, if you operate a small business with less than \$2 million turnover, you can choose to use a simpler and more generous treatment of depreciating assets. By using the simpler depreciation rules, you can:

- immediately write off most depreciating assets that cost less than \$1,000 each
- pool most other depreciating assets and claim a deduction for them at a rate of 30% (if their effective life is less than 25 years) or 5% (if their effective life is 25 years or more).

⚠ If you use an asset partly for private purposes, you can only claim a deduction for the business-use part.

➤ For more information, refer to:

- our website at www.ato.gov.au/SBconcessions
- *Guide to depreciating assets* (NAT 1996) for information about the uniform capital allowance system
- Law Administration Practice Statement PS LA 2003/8 Taxation treatment of expenditure on low cost items for taxpayers carrying on a business.

You can also use the online decline in value calculator. To use the calculator, visit our website at www.ato.gov.au and select: Find a rate or calculator – Business – Calculators – Income tax.

SMALL BUSINESS AND GENERAL TAX BREAK

If you are a small business (with a turnover less than \$2 million a year – including the turnover of any business connected with you), you can claim the small business and general business tax break for expenditure on eligible new tangible depreciating assets.

The tax break:

- provides an extra tax deduction of 50% of the cost of eligible new tangible depreciating assets
- applies to new tangible depreciating assets and certain new investments in existing assets.

You can claim the tax break where both of the following apply:

- you committed to investing in the asset between 13 December 2008 and 31 December 2009 inclusive
- you first use the asset, install it ready to use, or (in the case of new investment in an existing asset) bring the asset to its modified or improved state, on or before 31 December 2010.

Generally, you 'commit' to investing when you do one of the following:

- enter into a contract the asset is held under
- start to construct the asset
- start to hold the asset in some other way.


You can claim the deduction for eligible assets costing \$1,000 or more.

If you have a turnover of \$2 million or more a year, different rules apply.

To meet the relevant threshold, you can combine your investment in a set of assets, or in a group of assets where the assets in the group are identical or substantially identical.

The tax break is in addition to any capital allowance deduction you can claim for the asset.

Provided you meet all of the eligibility criteria, you can claim the deduction in the income year you first used or installed the asset ready for use.

 For more information, visit our website at www.ato.gov.au and search for 'Investment allowance: small business and general business tax break'.

07

TAX CONCESSIONS FOR SMALL BUSINESS

GENERAL CONCESSIONS

If you operate a small businesses with an annual turnover of less than \$2 million, you may be eligible for a range of tax concessions.

When working out your turnover, you must include the turnover of any other business you are connected with.

The small business tax concessions include:

- the choice to account for goods and services tax (GST) on a cash basis
- the choice to pay GST by instalments
- annually apportioning GST credits
- simpler trading stock rules
- simpler depreciation rules
- the entrepreneurs' tax offset
- the CGT 15-year asset exemption
- the CGT 50% active asset reduction
- the CGT retirement exemption
- the CGT roll-over provisions
- the fringe benefits tax car-parking concession
- pay as you go instalments based on GDP-adjusted notional tax
- a two-year period for amending assessments (exceptions may apply)
- immediate deductions for certain prepaid business expenses.

➤ For more information, refer to:

- our website at www.ato.gov.au/SBconcessions
- *Concessions for small business entities* (NAT 71398).

PRIMARY PRODUCERS

The tax laws include special provisions to help primary producers. Examples of primary production activities include farming, fishing and aquaculture.

To use these provisions, you need to check you meet our definition of 'carrying on a primary production business'.

Some of the factors we may consider include:

- the size or scale of your activities
- whether the activities are profitable or, if not, whether you genuinely believe the activities will be profitable
- whether the activities are carried on in the same way others ordinarily carry out that type of activity.

What do these provisions include?

The special provisions include:

- accelerated depreciation for some items
- special deductions for water facilities and landcare operations
- income averaging over up to five years
- concessions for forced disposal or death of livestock
- special treatment for insurance recoveries
- special treatment of proceeds from early shearing caused by drought, fire or flood
- not necessarily having to apply the non-commercial business losses rules in some circumstances
- access to the farm management deposits scheme.

Farm management deposits scheme

As a primary producer, the farm management deposits scheme can help you deal with uneven income streams.

Under the scheme, you can claim a deduction for deposits you make in the year you make them – for example, in a high income year. When you withdraw funds, you include the amount in your assessable income in the year you make the withdrawal – for example, in a later, low income year.

Farm management deposits do not generally have any tax benefit where they are withdrawn within 12 months of deposit.

➤ For more information about the special provisions for primary producers and whether we consider you to be a primary producer:

- refer to:
 - *Taxation Ruling TR 97/11 Am I carrying on a business of primary production?*
 - *Information for primary producers* (NAT 1712)
 - *Tax averaging for primary producers* (NAT 8914)
 - *Farm management deposits scheme* (NAT 8776)
- phone us on **13 28 66**
- talk to your tax adviser.

INCOME AVERAGING FOR SPECIAL PROFESSIONALS

If you are one of the following special professionals, in certain circumstances you may be eligible to average your income over a number of years:

- artist
- author
- composer
- computer programmer
- inventor
- performing artist
- production associate
- sportsperson.

➤ For more information:

- refer to:
 - *Income averaging for special professionals* (NAT 2475)
 - *Taxation Ruling TR 2005/1 Carrying on a business as a professional artist*
- phone us on **13 28 66**
- talk to your tax adviser.

RESEARCH AND DEVELOPMENT (R&D) TAX CONCESSIONS

If you operate a company and you incur R&D expenses, you may be eligible to claim a tax offset or a tax deduction to reduce your assessable income. The concession includes increased deduction rates.

You can only claim the tax concession for expenses you incur on eligible R&D activities. The Industry Research & Development (IR&D) Board and AusIndustry decide which R&D activities are eligible. You must be registered with the IR&D Board through AusIndustry for each year you want to claim the concession.

➤ For more information about R&D expenditure and claiming the concession see:

- *Research and development tax concession schedule instructions 2010* (NAT 6708)
- *Guide to the R&D tax concession*, or
- phone us on **13 28 66**.

A capital gain or capital loss is the difference between the amount you receive when you sell an asset and what the asset cost you.

HOW YOU ARE AFFECTED

Not all assets attract capital gains tax. As a small business operator, you most commonly make a capital gain or capital loss when you sell one of the assets you use in your business, for example, your business premises or goodwill. If you conduct your business through a company or trust, you may make a capital gain or capital loss if you sell your shares in the company or interest in the trust.

Capital gains tax does not generally apply to depreciating assets you use only in your business, for example, tools or motor vehicles. Gains from these assets are included in your income and you can claim a deduction for your losses.

Capital gains tax affects the amount of income tax you are liable to pay because you must include any **net capital gain** you made in your assessable income.

Your net capital gain is the total of your capital gains for the year, less any capital losses for the year or earlier years, and any relevant concessions. There is a range of capital gains tax concessions that can reduce the tax you must pay on capital gains.

⚠ You must keep records of any act, transaction, event or circumstance that might reasonably be expected to be relevant to working out a capital gain or capital loss. You must do this even if the capital gain or capital loss hasn't yet happened.

➤ For more information, refer to:

- *Guide to capital gains tax* (NAT 4151)
- *Guide to capital gains tax concessions for small business* (NAT 8384).

If you are a contractor or consultant and you earn personal services income, special tax rules may affect what amounts you include in your assessable income and what deductions you can claim. Personal services income rules can apply to sole traders, partnerships, companies or trusts.

PERSONAL SERVICES INCOME (PSI)

Personal services income is income that is mainly a reward for, or the result of, your personal efforts or skills.

Examples of personal services income include:

- income earned by consultants from exercising personal expertise
- income of a professional practitioner in sole practice
- income payable under a contract that is wholly or principally for the labour or services of a person
- income derived by a professional sportsperson or entertainer from the exercise of professional skills.

Personal services income does not include income that is mainly:

- for supplying or selling goods
- for granting a right to use property
- generated by an income producing asset, such as income derived from the use of a truck
- generated by a business structure, for example, a large accounting firm.

WORKING OUT IF THE PSI RULES APPLY TO YOU

If you are conducting a personal services business or you hold a personal services business determination from us, the personal services income rules do not apply to you.

You qualify as a personal services business if any of the following apply:

- you meet the results test
- less than 80% of your personal services income in an income year comes from each client and you meet one of the other three personal services business tests (the unrelated clients test, employment test or business premises test)
- you obtain a determination from us confirming that you are a personal services business.

You can apply for a determination if any of the following apply:

- you are not sure whether you meet one or more of the personal services business tests
- you don't meet the results test and 80% or more of your personal services income comes from one client
- unusual circumstances prevent you from meeting one or more of the tests.

If you don't meet the results test and 80% or more of your personal services income comes from one client, the personal services income rules will affect you unless you get a determination from us.

WHEN THE PSI RULES APPLY

If you are a sole trader, the personal services income rules limit the deductions you can claim. For example, claims you can make are limited for:

- rent, mortgage interest, rates or land tax on your residence
- wages or super payments for associates.

For companies, partnerships or trusts:

- there are limits on the deductions you can claim
- we regard the income (less certain reductions) for tax purposes as your income and you must include it in your personal assessable income
- the company, partnership or trust will have an additional PAYG withholding obligation on the income attributed to you.

➤ For more information about these rules:

- refer to
 - *Personal services income for sole traders* (NAT 72511)
 - *Personal services income for companies, partnerships and trusts* (NAT 72510)
- talk to your tax adviser.

10

OFFSETTING YOUR BUSINESS LOSSES

You incur a tax loss when the total deductions you can claim for an income year (excluding tax losses from earlier income years) is more than your total assessable income and net exempt income. However, there are some deductions you cannot use to create or increase a tax loss, including donations or gifts and personal super contributions.

NON-COMMERCIAL LOSS RULES

⚠ This information applies only if you operate a business as a sole trader or as an individual partner in a partnership.

Although you are in business, you may have income from other sources. For example, you may have income from salary and wages as well as your business.

If you are a sole trader or partner in a partnership and you make a net loss from your business activity, you can claim that loss by offsetting it against your other income if you meet certain criteria.

How non-commercial loss rules affect you

You can claim a business loss by offsetting it against your other income only if one of the following applies:

- your business is a primary production business or a professional arts business and you make less than \$40,000 (excluding any net capital gains) in an income year from other sources
- your loss was solely due to a deduction claimed under the small business and general business tax break
- we allow you to offset the loss against other income
- you meet the income requirement and pass one of the four tests.

Income requirement

You meet the income requirement if the total of the following amounts is less than \$250,000:

- your taxable income (ignoring any business losses)
- your total reportable fringe benefits
- your reportable superannuation contributions
- your total net investment losses – including financial investment losses and rental property losses.

Tests

You will be able to offset your loss against other income if your business meets one of the following tests:

- it has assessable income of at least \$20,000 in the income year
- it has made a profit in three out of the past five years (including the current year)
- it uses or has an interest in real property worth at least \$500,000, on a continuing basis (this excludes a dwelling and adjacent land)
- it uses certain other assets (excluding motor vehicles), worth at least \$100,000, on a continuing basis
- we allow you to offset the loss because of special or unusual circumstances.

If you do not meet any of these requirements, you cannot offset your business loss against any of your other assessable income for that income year. However, you can defer the loss or carry it forward to future years. If your business makes a profit in a following year, you can offset the deferred loss against the amount of this profit.

➤ For more information, refer to:

- *Non-commercial losses: overview* (NAT 3379)
- *Non-commercial losses: Commissioner's discretion* (NAT 3386).

GST is a 10% tax on most goods and services sold in Australia. It is collected by registered businesses at each step in the supply chain.

If you are registered for GST, you send the GST you collect (less GST credits you can claim) to us monthly, quarterly or annually, if you are eligible.

➤ For more information about whether you must be registered for GST, see 'Working out if you need to register for GST' on page 14.

GST CREDITS

If you are registered for GST, you can generally claim a credit for any GST included in the price you pay for your business purchases, provided you hold a tax invoice. This is called a GST credit.

If you purchase goods or services you use for both business and personal purposes, you can only claim a GST credit for the amount you use the goods or services for business purposes. For example, if you use something 50% for your business, you can claim 50% of the GST credit.

You may be able to choose to work out your private use just once a year. If you are eligible, you can claim a GST credit for the total amount of GST you paid in the purchase price and then make an adjustment after the end of your income year to account for your private use of these purchases.

➤ For more information, refer to *GST and annual private apportionment* (NAT 12877).

GST SALES AND PURCHASES

! TERMS WE USE

In this section, when we say:

- **GST credit**, we are referring to the GST term **input tax credit**
- **sell** or **sale**, we are referring to the GST term **supply**. This term includes a sale or supply of goods, lease of premises, hire of equipment, giving of advice, export of goods and supply of other things
- **buy** or **purchase**, we are referring to the GST term **acquire** or **acquisition**. This term includes an acquisition of goods or services such as trading stock, a lease, consumables and other things
- **payment**, we mean the GST term **consideration**

What are the different types of GST sale?

There are three types of GST sale:

- taxable
- GST-free
- input taxed.

It is important to understand which type of sale you make because this affects whether you collect GST or can claim GST credits – see the table below.

Taxable sales

Most goods and services sold in Australia are taxable sales. This can include the sale of business assets.

GST-free sales

Some sales are GST-free sales, including:

- basic food for human consumption, for example, fruit, vegetables, plain milk and bread
- exports
- some health services and education courses
- some activities of charitable institutions
- childcare
- religious services
- water and sewerage services
- the sale of a going concern, for example, a business.

Input taxed sales

Input taxed sales include:

- financial supplies, for example, loans by banks
- residential rent.

Collecting and claiming GST on different types of sale

Type of sale	Do you collect GST?	Can you claim GST credits?
Taxable	Yes	Yes
GST-free	No	Yes
Input taxed	No	No

SPECIAL GST RULES

Special rules apply to collecting GST or claiming credits for:

- food
- the costs of setting up your business
- second-hand goods
- cars with a GST-inclusive value above the luxury car tax threshold
- sales you make to associates for nominal or no payment
- the sale or purchase of property using the margin scheme
- insurance settlements
- long-term accommodation in commercial residential premises
- financial supplies (finance industry)
- imports
- exports.

TAX INVOICES

If you make a taxable sale, by law you must provide a tax invoice to your customer if:

- they ask for one
- the sale was for more than \$82.50, including GST.

A tax invoice is like a normal invoice, but must include some extra information.

You must have a tax invoice to claim a GST credit (there are some concessions for purchases of \$82.50 or less).

As a buyer, you may need to ask the seller to provide a tax invoice if you don't get one at the time of the sale. The seller must then provide it to you within 28 days. As a seller, you must provide a tax invoice within 28 days to anyone who buys goods or services from you and asks for one.

⚠ If your business is not registered for GST, you cannot issue tax invoices or claim GST credits.

➤ For more information, refer to:

- *Valid tax invoices and GST credits* (NAT 12358)
- *GST for small business* (NAT 3014)
- *How to set out tax invoices and invoices* (NAT 11675).

REPORTING GST

You report your GST on the activity statement we send you at the end of each tax period. As a small business, you will normally have quarterly tax periods, but may choose to report monthly.

If you are eligible, you can choose to:

- pay quarterly instalments (that we work out) and lodge an annual GST return
- report and pay GST annually if you are voluntarily registered for GST.

➤ For more information, refer to *Report your GST once a year* (NAT 12906).

Keep the GST aside

Remember, the GST you collect does not belong to you. You must pay any GST you collect (less GST credits) to us.

GST SUMMARY

Below is a brief summary of how GST will affect your business.

You are registered for GST (or required to be registered)

Collect GST on taxable sales.

Invoices you issue must include specific information to be called a 'tax invoice'.

Claim GST credits on your activity statement.

Your income tax deduction excludes GST.

You are not registered for GST (and not required to be registered)

Do not collect GST.

Your invoices must not be called 'tax invoices'.

Do not claim GST credits.

Your income tax deduction is the full cost, including GST.

Keep an eye on GST turnover. If your current or projected GST turnover is \$75,000 or more, you must register within 21 days of realising this.

➤ For more information, refer to:

- *GST for small business* (NAT 3014)
- *GST and the disposal of capital assets* (NAT 7682).

EXAMPLE: Alex – All Electrical (sole trader)

Alex operates a business that is registered for GST and has quarterly tax periods. In his first quarter, Alex makes taxable sales of \$2,200, buys stock costing \$880 and has phone expenses of \$44. For each of these things, he can work out the GST part by simply dividing the total amount by 11.

Alex works out GST for his first activity statement as follows:

GST collected on sales ($\$2,200 \div 11$)	\$200
Less GST credits:	
■ stock ($\$880 \div 11$)	\$80
■ expenses ($\$44 \div 11$)	\$4
	\$84
Net GST to pay ($\\$200 - \\84)	\$116

12

EMPLOYER OBLIGATIONS

If your business engages workers, you need to know how to meet your tax and super obligations. If you work in the business, you need to know if the business has any obligations to you. The following tables summarise the obligations different business structures have for:

- PAYG withholding
- super
- fringe benefits tax.

First, it is important to know the **status** of your workers for tax purposes, because you have different obligations depending on whether a worker is an employee or a contractor.

ARE YOUR WORKERS EMPLOYEES OR CONTRACTORS?

The following table will help you work out if your workers are employees or independent contractors. The information is only a guide and you will have to consider all the terms of any contract.



For more information, refer to:

- the Employee/contractor decision tool on our website at www.ato.gov.au
- *PAYG withholding guide no. 2 – how to determine if workers are employees or independent contractors* (NAT 2780)
- *Super – what employers need to know* (NAT 71038)

Factors to consider	Employee	Contractor
Control over work	The employer has an implied right in industrial law to direct and control the work of an employee. The employee works in the employer's business and the employer is free to manage their business as they see fit.	A payer has a right to specify how the contractor will perform the services. However, such control must be specified in the terms of the contract, otherwise the contractor is free to exercise their discretion.
Independence	An employee works in the payer's business. Their work is an integral part of the business.	Although the work of a contractor is done for the business, it is not integrated into it but is ancillary to it.
Payment	Payment is often based on the period of time the employee worked, but an employee can also work on 'piece rates' or commission.	Payment depends on the performance of the contracted services.
Commercial risks	An employee generally bears no legal risks in respect of the work. Since they work in the employer's business, the employer is legally responsible for any work performed by the employee.	A contractor bears legal risk in respect of the work. They have the potential to make a profit or loss, and must fix any faulty work at their own expense.
Ability to delegate	An employee performs the work personally and generally cannot subcontract the work to someone else.	Unless otherwise specified in the contract, a contractor can subcontract or delegate the work.
Tools and equipment	The employer, except when specifically agreed otherwise, usually provides tools and equipment.	Generally, a contractor provides their own tools and equipment.

WORKING OUT YOUR PAYG WITHHOLDING OBLIGATIONS

You may have to withhold amounts from payments you make to employees and other workers, and send the withheld amounts to us. This process is called withholding and is done using the PAYG withholding system.

The following table summarises the PAYG withholding obligations you have to yourself and your employees and contractors, depending on your business structure.

<p>Yourself</p>	<p>Sole trader or partnership</p> <p>If you are a sole trader or a partner in a partnership, you don't pay yourself a wage or salary as such, and none of the PAYG withholding rules apply. Instead, you draw money from the business to live on. You pay tax on your entitlement to the business's net profit, regardless of how much or how little you draw from it.</p> <p>Company or trust</p> <p>If your business is operated through a company or trust, it is likely you are an employee (and/or director) of the company or trust. The company or trust has the same responsibilities to you as it does to any other employee.</p>
<p>Employees</p>	<p>Sole trader, partnership, company or trust</p> <p>Regardless of your business structure, you must withhold amounts from most payments you make to employees and send the withheld amounts to us. This includes workers you pay on commission, 'piece rates', hourly rates or salary.</p>
<p>Contractors</p>	<p>Sole trader, partnership, company or trust</p> <p>Under the PAYG withholding system, contractors can do either of the following:</p> <ul style="list-style-type: none"> ■ provide for the income tax they are liable to pay by paying PAYG instalments ■ enter into a voluntary agreement with you to withhold from their payments. <p>Unless a contractor seeks a voluntary agreement or does not quote an ABN, you don't have to withhold from payments you make to them.</p>

Personal services income

If the personal services income rules apply to your company, partnership or trust (see page 35), you may have extra PAYG obligations.

VOLUNTARY AGREEMENTS

If your business makes a voluntary agreement with a contractor, you withhold amounts from payments you make to them and send these amounts to us. The contractor will not have to pay PAYG instalments for that income because it has already been subject to PAYG withholding and therefore is not included in their instalment income.

You can enter into a voluntary agreement with a contractor only if they are an individual who has an ABN, not a company, partnership or trust.

As a business operator, to enter into a voluntary agreement with a contractor, both you and the contractor need to obtain and complete both of the following:

- *PAYG voluntary agreements* (NAT 3063)
- *Statement by a supplier (reason for not quoting an ABN)* (NAT 3346).

PAYG WITHHOLDING – WHAT YOU NEED TO DO FOR EMPLOYEES

You (or the partnership, company or trust) must:

- register for PAYG withholding
- work out which payments to withhold from
- work out how much to withhold
- report and pay withheld amounts to us
- provide annual payment summaries to employees
- send an annual statement to us.

Register for PAYG withholding


You must register with us before you withhold from payments to employees.

Work out how much to withhold

The amount you withhold from an employee's pay depends on the amount you pay them and the information they have given you on either or both of a:

- *Tax file number declaration*
- *Withholding declaration.*

We publish tax tables that show the amounts to withhold from weekly, fortnightly and monthly payments. We also have a calculator to help you work out how much tax to withhold.

 To download a copy of the calculator, visit our website at www.ato.gov.au and search for 'Tax withheld calculator'.

Some business accounting software packages will do the calculations for you. If you use one of these packages, it is important to keep it up to date as tax rates and other withholding factors may change from year to year.

Some of your workers may find the amount withheld using the tax tables is either too much or too little when compared to their actual end-of-year tax liability. In this situation, a worker can apply to us to vary their rate of withholding upwards or downwards.

➤ For more information about withholding variations, refer to *PAYG withholding* (NAT 8075).

You can obtain:

- the tax tables:
 - from our website at www.ato.gov.au
 - by phoning us on **13 27 66**.
- employee declarations by phoning us on **13 28 66**.

Both are also available from most newsagents.

Report and pay withheld amounts

As a small business, you generally report and pay the withheld amounts to us quarterly when you lodge your activity statement.

You must also:

- provide each employee with an annual payment summary showing the amount you withheld from them during the year
- send an annual report to us showing withheld amounts.

Each year we send a stationery package to employers who are registered for PAYG withholding (except those who report electronically). The package includes copies of payment summaries, guidelines for completing payment summaries and other information.

➤ For more information, refer to:

- *PAYG withholding* (NAT 8075)
- *PAYG tax tables – weekly* (NAT 1005), *fortnightly* (NAT 1006) and *monthly* (NAT 1007)
- *Withholding declaration* (NAT 3093)
- *Tax file number declaration* (NAT 3092).

EMPLOYMENT TERMINATION PAYMENTS (ETP)

An ETP is a lump sum payment you make to an employee when they stop working for you. ETPs are taxed at different rates depending on your employee's age and length of employment.

You must generally make an ETP within 12 months of your employee's termination in order to qualify for lower rates of tax

withholding. There is a limit on the amount of an ETP that qualifies for a lower rate of tax withholding. This limit is called the ETP cap.

You must complete a payment summary for ETPs, called a *PAYG payment summary – employment termination payment* (NAT 70868).

ETPs include:

- payment in lieu of notice
- a gratuity or 'golden handshake'
- compensation for loss of job
- compensation for wrongful dismissal, provided it is paid within 12 months of the actual termination of employment
- payments for loss of future super payments
- payments arising from your employee's termination because of ill health (invalidity), other than compensation for personal injury
- payments you made for genuine redundancy or under an early retirement scheme that exceed the tax-free part
- unused rostered days off (RDOs)
- unused sick leave.

ETPs do not include:

- payments for unused annual leave or leave loading
- payments for unused long service leave
- salary, wages, allowances, bonuses and incentives you owe the employee for work done or leave already taken
- compensation for personal injury
- payment for restraint of trade
- foreign termination payments
- employee share scheme payments
- an advance or loan
- payments you made for genuine redundancy or under an early retirement scheme that are within the tax-free limit.

➤ For more information:

- refer to
 - *Employment termination payments* (NAT 70643)
 - *Employment termination payments – when an employee leaves* (NAT 71043)
 - *Employment termination payments – Transitional arrangements* (NAT 70644)
 - *Tax table for employment termination payments schedule 32* (NAT 7098)
- use the Employment termination payment calculator. Visit our website at www.ato.gov.au and select: Find a rate or calculator – List all rates and calculators – Calculators – Employment termination payments.

As an employer, you must pay super for your eligible employees and certain contractors. This obligation is called the super guarantee. Your employees may also be eligible to choose the super fund you pay their super into.

The following table summarises the super obligations you have to yourself, employees and contractors, depending on your business structure.

<p>Yourself</p>	<p>Sole trader or partnership</p> <p>If you operate your business as a sole trader or partnership, you are not an employee and the super guarantee rules don't apply to you.</p> <p>Instead, like any self-employed person, you can claim a deduction for personal contributions you make to a super fund. You may also be eligible for a super co-contribution if you make personal super contributions.</p> <p>We recommend you seek professional advice when considering your own super.</p> <p>Company or trust</p> <p>If your business operates as a company or a trust, you are likely to be a director or an employee. In this case, the super guarantee minimum rules apply to you in the same way as they apply to other employees.</p>
<p>Employees</p>	<p>Sole trader, partnership, company or trust</p> <p>Regardless of your business structure, you must contribute 9% of an eligible employee's ordinary time earnings to a complying super fund or retirement savings account at least every quarter. You may have to allow your eligible employees to choose which super fund they want to use. You must also pass on each of your employees' tax file numbers (provided in their <i>Tax file number declaration form</i>) to their super fund.</p>
<p>Contractors</p>	<p>Sole trader, partnership, company or trust</p> <p>You must make super contributions for a contractor if more than 50% of the value of their contract is for labour.</p>

WHAT YOU MUST DO

You must:

- work out which workers are eligible
- offer a choice of fund to eligible employees
- work out how much to pay and which complying super funds or retirement savings accounts to pay into
- pay at least quarterly by the cut-off dates
- understand what you need to do if you do not pay the minimum amount of super by the cut-off dates
- pass on your employees' tax file numbers (TFN) to their super fund.

Working out which workers are eligible

Generally employees aged between 18 and 70 who are paid \$450 (before tax) or more in a calendar month are covered by the super guarantee law, whether they work full-time, part-time or on a casual basis.

The definition of 'employees' is extended, for super purposes, to include some additional categories of workers, including company directors and contractors who wholly or mainly supply labour.

Exceptions include employees who are:

- paid less than \$450 (before tax) in a calendar month
- aged 70 years and over
- non-resident employees paid solely for work done outside Australia
- under 18 years and employed for no more than 30 hours a week
- paid to do work of a domestic or private nature for not more than 30 hours a week.

Offer a choice of super fund

You must offer eligible employees a choice of super fund. To do this, provide each new eligible employee with the *Standard choice form* (NAT 13080) within 28 days of their start date so they can nominate a fund for their super contributions. You should already have done this for existing employees.

How much you must pay

The minimum amount of super you must contribute for your employees is equal to 9% of each employee's earnings base. For most employees, their earning base is their ordinary time earnings as defined in the super guarantee law.

Any existing super obligations you have under an industrial award count towards the minimum level of support you must provide. However, an employee's own contributions (for example, amounts they ask you to deduct from their salary) do not count towards your obligations.

Where to pay contributions

You must pay the super contributions you make for your employees at least quarterly into a complying super fund or retirement savings account.

If an employee doesn't choose a fund, you can pay the contributions into the fund you have chosen as your employer-nominated or default fund. From 1 July 2008, as an employer, you must nominate a super fund that offers minimum life insurance benefits for its members.

If an employee chooses a fund and provides all of the necessary information to you, you must start paying contributions to the chosen fund within two months.

A super fund is complying if it meets specific requirements and obligations under super law.

➤ You can check the register of complying super funds by visiting www.abn.business.gov.au and selecting 'ABN Lookup' and the 'Super Fund Lookup'.

What is a retirement savings account?

A retirement savings account is a type of account offered by:

- banks
- building societies
- credit unions
- life insurance companies
- prescribed financial institutions.

It is used for retirement savings and is similar to a super fund.

When to make payments

The table below shows the quarterly cut-off dates for super guarantee payments. If the cut-off date for payment falls on a weekend or public holiday, you must make the payment by the next working day.

Quarterly cut-off date for paying super guarantee payments

Quarter	Cut-off date
1 July–30 September	28 October
1 October–31 December	28 January
1 January–31 March	28 April
1 April–30 June	28 July

Do you have to report to workers?

From the 2009–10 income year, if you make super contributions under a salary sacrifice arrangement, or extra super contributions to a super fund for an employee, you may need to report those contributions on your employee's payment summary.

These contributions are called reportable employer super contributions.

WHAT TO DO IF YOU HAVEN'T MET YOUR SUPER OBLIGATIONS

If you haven't met your super obligations as an employer, you have to lodge a *Superannuation guarantee charge statement – quarterly* (NAT 9599) and pay a super guarantee charge to us by the due dates outlined in the following table.

Quarter	Date for lodging statement and paying super guarantee charge
1 July–30 September	28 November
1 October–31 December	28 February
1 January–31 March	28 May
1 April–30 June	28 August

You must pay the super guarantee charge if you do not pay:

- enough super contributions (at least 9%) for your eligible employees – this is called a super guarantee shortfall
- super contributions by the quarterly cut-off dates
- super to your eligible employee's chosen super fund – this is called a choice liability.

The super guarantee charge is made up of three parts:

- super guarantee shortfall amounts, including any choice liability
- interest on that amount – 10% per annum
- an administration fee of \$20 per employee per quarter.

Payments for super are normally tax deductible, but if you haven't met your obligations and have to pay the super guarantee charge, no part of the super guarantee charge is deductible.

Once you lodge a statement and pay the super guarantee charge, we will transfer the super guarantee shortfall amount and any interest to your employee's chosen super fund.

Changes to contribution offsets

If you have made a late contribution to a super fund for an employee, you may be able to offset that payment against the amount of super guarantee charge you have to pay for that employee for that period.

You can offset the super guarantee contributions you pay late to a super fund against the super guarantee charge if all of the following apply:

- you have made a late payment to your employee's super fund
- you made the payment before the date we made your original super guarantee charge assessment
- you lodge the late payment offset election to us within four years of your original assessment date.

➤ For more information about your super responsibilities:

- visit our website at **www.ato.gov.au/super**
- refer to
 - *Superannuation guarantee – how to meet your super obligations* (NAT 1987)
 - *Super – what employers need to know* (NAT 71038)
 - *Standard Choice Form* (NAT 13080)
 - *Completing your Superannuation guarantee charge statement – quarterly* (NAT 9600)
- phone us on **13 10 20**.

We have a range of web-based decision tools and calculators to help you work out and meet your super guarantee obligations:

- Super guarantee eligibility decision tool
- SG contributions calculator
- Super guarantee charge calculator
- Employment termination payments calculator.

To access these tools and calculators, visit our website at **www.ato.gov.au** and select Find a rate or calculator > List all rates and calculators, then select the one you want.

14

YOUR FRINGE BENEFITS TAX OBLIGATIONS

Fringe benefits tax (FBT) is a tax you pay on certain benefits you provide to your employees or your employees' associates (typically family members) in place of, or as well as, salary and wages.

FBT is separate from income tax and is based on the taxable value of the various fringe benefits you have provided.

WHAT ARE FRINGE BENEFITS?

Basically, a fringe benefit is a benefit you provide to an employee (or their associate) because that person is an employee.

If you operate your business as a company or trust, it is likely you are an employee or director of that business, or both.

You may be providing a fringe benefit when you do any of the following:

- allow an employee to use a work car for private purposes
- give an employee a low interest loan
- pay an employee's private health insurance costs
- provide cleaning services for an employee's private residence
- reimburse an expense your employee has incurred
- provide entertainment by way of food, drink or recreation to an employee.

WORK-RELATED ITEMS EXEMPT FROM FRINGE BENEFITS TAX

An FBT exemption applies for the following work-related items purchased after 7.30pm on the 13 May 2008:

- a portable electronic device
- an item of computer software
- an item of protective clothing
- a briefcase
- a tool of trade.

The exemption is limited to:

- items mainly used for work-related purposes
- one item per FBT year for items that have a substantially identical function, unless the item is a replacement item.

➤ For more information about the work-related items exemption, including how the exemption applies to items purchased before 7.30pm on 13 May 2008, refer to *Fringe benefits tax (FBT) – exempt work-related items* available on our website at www.ato.gov.au/fbt

YOUR FBT OBLIGATIONS

The following table summarises the fringe benefits tax obligations you have to yourself and your employees and contractors, depending on your business structure.

Yourself

Sole trader or partnership

If you are a sole trader or a partner in a partnership, you are not an employee of the business. FBT applies only to benefits you provide to your employees – it doesn't apply to benefits you provide to yourself.

Company or trust

If your business operates through a company or a trust, you are likely to be a director, an employee, or both. FBT obligations for fringe benefits provided to you will be the same as for other employees.

Employees

Sole trader, partnership, company or trust

Regardless of your business structure, you must pay fringe benefits tax on all taxable fringe benefits you provide to your employees or their associates.

Contractors

Sole trader, partnership, company or trust

Regardless of your business structure, if your workers are independent contractors you don't have any FBT obligations for them as they are not employees.

WHAT YOU MUST DO

If you provide fringe benefits to employees, you must:

- work out how much FBT you have to pay
- keep the necessary FBT records
- register for FBT
- report fringe benefits on your employees' payment summaries
- lodge a return and pay FBT to us.

Working out the amount of FBT you have to pay

Work out the taxable value of each fringe benefit you provide to each employee, including those benefits you don't have to report on payment summaries. The rules for working out the taxable value of a fringe benefit vary according to the type of benefit.

Keep the necessary records

You must keep all records related to providing the benefit, including how you worked out the taxable value of benefits.

Registering for FBT

We recommend you register as soon as you have decided to provide benefits. Once you are registered, we will send you extra information to help you lodge your return.

- To register for FBT:
 - download an *Application to register for fringe benefits tax* (NAT 1055) to register from our website at www.ato.gov.au/employers
 - have us send you one by phoning **13 28 66**.

Reporting and paying FBT

If you haven't paid FBT before, you make one payment for the year when you lodge your annual FBT return. In future years, we may ask you to make quarterly FBT instalments through your quarterly activity statements.

The annual FBT return is due by 21 May.

- For more information about providing benefits to employees, refer to:
 - *Fringe benefits tax – what you need to know* (NAT 1744)
 - *Fringe benefits tax for small business* (NAT 8164)
 - *Fringe benefits tax – a guide for employers* (NAT 1054)
 - *Reportable fringe benefits – facts for employees* (NAT 2836).

Reporting fringe benefits on your employees' payment summaries

If you provide certain fringe benefits with a total taxable value of more than \$2,000 to an employee in an FBT year (1 April to 31 March), you must report the grossed-up taxable value of the fringe benefits on the employee's payment summary for the corresponding income year (1 July to 30 June).

WHAT IS AN ACTIVITY STATEMENT?

An activity statement is a form you use to report information to us. Businesses report and pay most of their taxes through their activity statements and income tax return. Some businesses may have to lodge other forms, such as a fringe benefits tax return.

Businesses use an activity statement to report and pay:

- PAYG instalments
- PAYG withholding
- GST and related tax obligations
- fuel tax credits
- fringe benefits tax instalments
- some company and super fund instalments.

When you apply for an ABN, you tell us the expected start date for your business. We then send you the appropriate activity statement for the reporting period in time for you to complete and lodge it. It will be sent to the postal address you have chosen for activity statement purposes.

Some parts of your activity statement are already filled in to save you time. It generally shows only the obligations that relate to you. For example, if you do not have a PAYG withholding obligation, this section will not appear on your activity statement.

LODGING ACTIVITY STATEMENTS

You must complete an activity statement at the end of each reporting period if you have any of the obligations mentioned earlier, even if you have nothing to report for that period.

You may receive more than one activity statement. For example, if you are a partner in a partnership that is registered for GST, the partnership will receive an activity statement for GST and you may also receive an activity statement for your individual PAYG instalment obligations.

If your only obligation is to pay PAYG instalments, you may only receive an instalment notice. The instalment notice will contain information telling you what to lodge and pay.

WHEN TO LODGE YOUR ACTIVITY STATEMENT

We print on your activity statement the:

- due date for lodging it
- the period for each of your obligations it covers.


It is important to lodge your activity statement and pay any amount owing by the due date, as you may have to pay penalties if you lodge or pay late.

You generally have to lodge your activity statement or instalment notice monthly or quarterly. However, you may be eligible to choose to report your GST or PAYG instalments annually. If you are eligible to do so, your activity statement or instalment notice will provide you with this option.

If GST is the only obligation you have to report, you can lodge an annual GST return after the end of the year.

WHAT IF YOU CAN'T PAY

If you are having difficulty making a payment, phone us on **13 11 42** before the due date to discuss your circumstances.

 You must lodge your activity statement by the due date even if you can't pay the amount owing.

HOW TO LODGE YOUR ACTIVITY STATEMENT

The easiest, most convenient and secure way to lodge your activity statement is online:

- using the Business Portal
- using ECI – our electronic commerce interface – for businesses that need to lodge multiple activity statements each period
- through your tax adviser.

You may be eligible for a two-week deferral if you lodge and pay your activity statement online. Terms and conditions apply. Otherwise, you can lodge the paper activity statement we send you.

To lodge an activity statement when you have nothing to report at each label, phone us on **13 72 26** and select the 'Nil' activity statement option from the 'lodgment' menu. You will need your Australian business number (ABN) and the document ID number from the front right side of the activity statement you want to lodge.

ACTIVITY STATEMENT TIPS

- Use the original form only – we cannot accept photocopies
- If you lose a form, ask us for a replacement
- Use a black pen only
- Don't fill in any boxes you don't have to complete
- Sign your activity statement
- Always lodge your activity statement by the due date, even if you have nothing to report
- Keep your address details up to date
- If paying at a post office, remember you still need to send your activity statement to us
- Keep your financial institution details up to date (this will avoid processing delays)
- Keep a copy for your records

➤ For more information, refer to:

- *Goods and services tax – how to complete your activity statement (NAT 7392)*
- *PAYG instalments – how to complete your activity statement (NAT 7393)*
- *PAYG withholding – how to complete your activity statement (NAT 7394)*
- *Fuel tax credits – how to complete your business activity statement (NAT 15531)*
- *Fringe benefits tax – how to complete your activity statement (NAT 7389)*
- *Wine equalisation tax – how to complete your activity statement (NAT 7390)*
- *Luxury car tax – how to complete your activity statement (NAT 7391)*

You will probably be familiar with lodging your individual income tax return but may not have lodged a business tax return.

You may want to use a tax agent to prepare your return. However, even though your agent may prepare your income tax return, you have to sign it because you are responsible for providing accurate information on your return.

! Keeping good records makes it easier for you (or your tax agent) to complete your return.

LODGING INCOME TAX RETURNS

You must lodge an income tax return for any year you carry on a business, even if you expect you won't have to pay any income tax.

Remember, activity statements are different from income tax returns. Even if you report your PAYG instalments and other obligations on an activity statement, you must still lodge an income tax return.

WHEN TO LODGE YOUR TAX RETURN

Individual tax returns are due by 31 October each year. If you use a tax agent, you may be able to lodge at a later date, but you need to register with an agent before 31 October.

Lodgment dates for companies may vary. We will tell you when you must lodge.

! Avoid penalties by lodging your tax returns on time.

HOW TO LODGE YOUR TAX RETURN

If you are a sole trader, you must include all your business information in your individual tax return using a *Business and professional items schedule*. As a sole trader, you can lodge electronically using *e-tax* or through your tax agent.

Using *e-tax* is a fast, free and secure way to lodge your individual tax return online. All you need is access to a personal computer and the internet.

When using *e-tax*, you are guided through an on-screen interview and your tax return is completed based on your responses. It gives you an estimate of your individual tax refund or debt. More than 2.2 million annual returns are lodged using *e-tax* and most are processed within 14 days.

> To use *e-tax*, visit our website at www.ato.gov.au

Paper return forms (*TaxPack*) are available from us and from most newsagents. For business, you will also need the *TaxPack supplement* and *Business and professional items schedule*.

Partnerships, companies and trusts must each lodge separate returns. You can download these returns and instructions from our website at www.ato.gov.au

- > For more information, refer to:
- *TaxPack* (NAT 0976) and *Business and professional items schedule* (NAT 2543)
 - *Partnership tax return instructions*
 - *Trust tax return instructions*
 - *Company tax return instructions* (NAT 0669).

PAYMENT OPTIONS

There are a number of options for paying amounts you owe us.

You must always include the relevant payment slip or EFT code details with your payment. Your EFT code is the payment reference number (PRN). It is printed directly above the barcode on your payment slip.

Whichever method you choose, your payment must reach us on or before its due date to avoid any late payment penalties.

❗ You cannot make payments at any of our offices.

BPAY®

Make a payment directly from your cheque or savings account to us using your financial institution's telephone or internet banking service.

You must quote our biller code (75556) and the EFT code from the relevant payment advice.

Credit card

Credit card payments can be made online or by phone. To make a credit card payment you will need:

- a current Visa, MasterCard or American Express card
- your EFT code or PRN.

❗ A card payment fee applies to transactions made using the credit card payment service.

To make credit card payments

- go to www.ato.gov.au/howtopay
- phone **1300 898 089**.

Direct credit

You can transfer your payment to us online from your cheque or savings account.

Details you need:

Bank:	Reserve Bank of Australia
BSB:	093 003
Account number:	316 385
Account name:	ATO EFT direct credit official administered receipts account
Reference:	Your EFT code from the relevant payment slip

Direct debit

You can have your payment automatically deducted from a cheque or savings account if you complete a *Direct debit request* (NAT 2284) form and return it to us.

To find out more about direct debits and EFT, you can also:

- phone us on **1800 802 308** between 8.00am and 6.00pm, Monday to Friday
- email eft-information@ato.gov.au

Mail

The mailing address for payments is shown on the relevant payment slip or pre-addressed envelope, if supplied.

You should include your payment slip or a note that states your:

- full name
- address and telephone number
- account identifier, for example, your TFN, ABN or client identification number
- payment type, for example, BAS payment, income tax or HELP.

Do not send cash or use pins, staples, paper clips or adhesive tape to secure paperwork.

Australia Post

If you have a pre-printed payment slip with a barcode, you can pay in person at any Australia Post outlet.

❗ Photocopies of payment slips are not accepted.

A \$3,000 limit applies to cash payments and EFTPOS payments are subject to your financial institution's daily withdrawal limits.

If paying at a post office, you still need to send your activity statement to us.

Cheques and money orders should be for amounts in Australian dollars. Make them payable to the Deputy Commissioner of Taxation.

❗ Your cheque:

- should be crossed 'Not negotiable'
- must not be post dated.

PAYING FROM OVERSEAS

BPAY

If you have an Australian bank account, see the directions for direct credit on this page.

Direct credit through SWIFT or by mail

To order a book of payment slips, phone us on:

- **13 72 26** for activity statement payment slips – you will need your ABN to use this automated service
- **13 28 65** for personal income tax, Higher Education Loan Programme (HELP) or Student Financial Supplement Scheme (SFSS) payment slips – you will need your TFN to use this automated service.

➤ For more information about how to pay, visit our website at www.ato.gov.au/howtopay

WHAT IF YOU CAN'T PAY RIGHT NOW?

If your debt is less than \$25,000, you can use our automated self-help service at any time to arrange to pay by instalments.

If you have a debt on your:

- individual income tax assessment, phone us on **13 28 65**
- business income tax assessment, phone us on **13 72 26**.

You will need your TFN or ABN to use these automated services.

If your debt is more than \$25,000 (regardless of whether or not it is your individual or business debt) or you need more information about making a payment arrangement, phone us on **13 11 42**.

⚠ You must always lodge on time, even if you can't pay.

➤ For more information about:

- BPAY, direct credit, mail and Australia Post payments
 - phone us on **1800 815 886**
 - email us at payment@ato.gov.au
- credit card payments
 - phone **1300 898 089**
- direct debit payments
 - phone us on **1800 802 308**
 - email us at eft-information@ato.gov.au

BUDGETING TO PAY YOUR TAX

Budgeting for your tax obligations is the same as budgeting for any other business expenses. You need to estimate how much tax you will have to pay and then put enough money aside to cover your tax bill when it is due.

Because tax bills are often due quarterly or annually, you may overlook them when you budget for more frequent bills or expenses. It is especially important to budget for your tax bill in your first year of business when you are probably not paying PAYG instalments towards the total amount of tax you will be liable to pay at the end of the year.

You can make it easier to budget for your tax bill by:

- monitoring your business cash flow – *Record keeping for small business* (NAT 3029) has tips on managing cash flow and a sample spreadsheet for monitoring cash flow
- estimating your income for the current financial year and the amount of tax you will be liable to pay – update your projections during the year as more information on sales and expenses becomes available.

An electronic record keeping system will give you the information you need to budget for your tax.

Making an early payment

You can make an early payment to offset the amount of tax you have to pay in the future by credit card, direct credit or BPAY® using your EFT code, or by using a personalised payment advice form. Phone us on **13 72 26** to order personalised payment advice forms.

For most businesses the tax year runs from 1 July to 30 June. Once your business is operating, there are some important things you need to consider.

IS YOUR BUDGET WORKING?

By now you should have a picture of when and why money flows in and out of your business. You should be able to plan ahead to budget for paying your bills to suppliers and lenders, as well as your tax bills.

For example, do you always have enough set aside to cover GST and PAYG instalments when your activity statement is due? If not, perhaps you need to improve your cash flow budgeting process.

Keeping track of people who owe your business money (debtors) and people your business owes money to (creditors) helps keep tabs on your business finances.

➤ For more information, refer to *Record keeping for small business* (NAT 3029).

ARE YOU LODGING YOUR ACTIVITY STATEMENTS ON TIME?

You could save time by lodging your activity statements electronically via the Business Portal. You may also be eligible for a two-week deferral if you lodge and pay your activity statement online – refer to the terms and conditions in *Activity statement lodgement essentials* by visiting our website at www.ato.gov.au and selecting: Lodge a business activity statement (BAS) > Business activity statement essentials.

⚠ Avoid penalties by lodging and paying on time.

➤ For help with your activity statement:

- visit our website at www.ato.gov.au/online_services
- phone us on **13 28 66**.

ARE YOU LODGING YOUR TAX RETURNS ON TIME?

You must lodge an income tax return for any year in which you carry on a business, even if you expect you won't have to pay any income tax.

ARE YOU MEETING YOUR SUPER GUARANTEE RESPONSIBILITIES?

Under the super guarantee law, you must:

- contribute 9% of each eligible employee's earnings base to a complying super fund or retirement savings account at least quarterly
- offer your eligible employees a choice of super fund
- act on your employees' choice of super fund
- pass on your employees' TFNs to their super fund.

If you have not met your obligations, you must lodge a *Superannuation guarantee charge statement – quarterly* (NAT 9599) with us by the super guarantee charge due dates (28 November, 28 February, 28 May and 28 August).

⚠ You cannot claim a tax deduction for any super guarantee charge amount you pay.

➤ For more information, see 'Your super obligations' on page 43.

IS YOUR BUSINESS STRUCTURE STILL SUITABLE?

Once you have been in business for a while, you may need to look at how you originally set it up. As time goes on, you may need to change some things to make it easier to meet your tax obligations.

A professional adviser can assess whether your current business structure is still the best for your business.

DO YOU NEED ADDITIONAL TAX REGISTRATIONS?

Changing business operations may mean you must register for more obligations, for example:

- GST – as your business sales increase, you may exceed the GST registration threshold. If you do, you should register for GST within 21 days
- PAYG withholding – if you start to employ workers, you must register for PAYG withholding
- fringe benefits tax – if you or your employees are receiving fringe benefits (for example, use of a company car), you may need to register for fringe benefits tax.

IS YOUR CURRENT GST REPORTING CYCLE STILL SUITABLE?

If you are reporting monthly, you may want to consider reporting quarterly or even reporting annually and paying by instalments we work out, if you are eligible. You will still be able to make regular voluntary payments towards the amount of GST you will have to pay at the end of the year.

If you are reporting quarterly, you may be eligible to elect to report and pay GST annually.

IS YOUR RECORD KEEPING SYSTEM WORKING?

Are your records up to date? Is your record keeping system providing you with the information you need?

Is it time to start reporting electronically? Should you employ someone to do your bookwork while you concentrate on growing the business?

DEALING WITH US ONLINE

You may save time and money by dealing with us online. You can use the Business Portal to:

- lodge your activity statement and revise, view and print details of previously lodged activity statements
- view your activity statement, income tax, fringe benefits tax and certain super accounts online
- request transfers and refunds of credit amounts
- view and update most business registration details, including your address and bank account details
- send secure messages to us and receive secure replies about information available on the Business Portal.

Handy tools:

- super guarantee eligibility tool and calculators
- record keeping evaluation tool
- fringe benefits tax (FBT) car calculator
- tax withheld calculator.



To access these tools and calculators, visit our website at www.ato.gov.au and select: Find a rate or calculator.

DEALING WITH SIGNIFICANT ONE-OFF TRANSACTIONS

During the life of your business, you will occasionally undertake unusual or one-off transactions. Some of these transactions may create tax issues you do not have to consider in everyday trading.

For example, if you are registered for GST, you may need to include GST in the price of business assets you sell, such as when you sell or trade in your business vehicle. If you sell a business asset (for example, your business premises), you will need to work out if it is subject to capital gains tax.

If you are not sure about how to treat unusual or large transactions, contact us or talk to your tax adviser.

There are a number of tax matters you may need to deal with if you:

- stop operating your business
- sell the business
- register a business but don't actually start the business.

These may include:

- cancelling your ABN and other registrations
- lodging and paying any outstanding activity statements and instalment notices
- making GST adjustments on your final activity statement
- lodging final tax returns.

You should also check whether your state or territory government has any special requirements.

➤ For more information about:

- cancelling tax registrations
 - refer to *What you need to tell the Tax Office when your business ceases* (NAT 11108)
 - phone us on **13 28 66** and we will help you work through what you need to do
- government regulations concerning company and business name deregistration, employee payments, and specific state or territory requirements, visit **business.gov.au** and select: Exiting a business.

GST

If you sell your business as a going concern, the sale is GST-free if:

- you supply everything necessary to continue operating the business to the buyer
- you carry on the business until the day it is sold
- the buyer is registered or required to be registered for GST
- you sell the business in return for a payment
- before the sale, you agree with the buyer in writing that the sale is of a going concern.

If you are registered for GST, you may need to include GST in the price of individual business assets you sell.

CAPITAL GAINS TAX

You may have to pay capital gains tax on business assets you sell such as land or buildings, or intangible assets such as patents, licences or goodwill. However, you may be able to use the discount method and one or more of the small business capital gains tax concessions to reduce your taxable gains.

➤ For more information refer to:

- *Guide to capital gains tax* (NAT 4151)
- *Guide to capital gains tax concessions for small business* (NAT 8384).

Remember to keep your business records for at least five years after the end of the financial year in which you sell or close your business.

SUPPORT FOR SMALL BUSINESS

ONLINE SERVICES

Going online is a fast and convenient way to do business with us. There are a range of services to help businesses manage their tax affairs online.

Our website at www.ato.gov.au/businesses

Find out more about electronic record keeping software and tax essentials for new and existing businesses.

Online resources at www.ato.gov.au/onlineservices

We offer a range of fast, convenient and secure online calculators and tools to make it easier for you to comply with your business tax obligations.

Business portal at www.bp.ato.gov.au

The Business portal can help reduce the time and paperwork associated with your tax transactions. To apply for access, visit www.ato.gov.au/onlineservices

This secure website is available at any time.

You can use the portal to:

- lodge an activity statement and receive instant confirmation that you've been successful
- revise your activity statements online
- view details of previously lodged activity statements
- view your activity statements online
- view your business registration details
- update certain business registration details (address, contact details)
- request a refund for accounts in credit
- request a transfer of amounts across your different business accounts
- send a secure message to us and receive a secure response from us on selected topics.

Australian Business Register at www.abr.gov.au

You can use this register to:

- apply for a tax file number (companies, partnerships and trusts only)
- register for or cancel an Australian business number (ABN)
- register for goods and services tax (GST) and pay as you go (PAYG) withholding
- access your ABN details and update them as required
- check the details of other businesses, such as their ABN or GST registration
- register for fuel tax credits.

Business entry point at www.business.gov.au

This website offers convenient access to government information, transactions and services. It is a whole-of-government service providing essential information on planning, starting and running your business.

ONLINE PAYMENT METHODS

BPAY®

Use the link from the Business Portal or your financial institution's BPAY facility to pay all your tax online.

© Registered to BPAY Pty Ltd ABN 69 079 137 518

Direct credit

You can make an electronic payment using internet banking or a banking software package.

Credit card

Credit card payments can be made online or by phone. To make a credit card payment you will need

- a current Visa, MasterCard or American Express card
- your EFT code or PRN.



A card payment fee applies to transactions made using the credit card payment service.

FACE-TO-FACE

Free help – no strings attached

If you would like personalised, specialist assistance or if you are new to business, you can organise a business assistance visit by contacting **13 28 66**. Visits are confidential and conducted by tax officers at your place of business or your preferred location (within Australia).

Business seminars and workshops

We run small business seminars and workshops on a range of topics, including GST, PAYG, activity statements and recordkeeping. Visit www.ato.gov.au/seminars or phone **1300 661 104** to find out whether there is a seminar or workshop near you or to make a booking.

PHONE

You can obtain more information by phoning us on one of the following numbers.

Business infoline – 13 28 66

Phone the business infoline Monday to Friday, 8.00am to 6.00pm for information about:

- ABN and GST registration and change of details
- activity statements and PAYG
- fringe benefits tax, income tax, capital gains tax
- fuel tax credits.

Account management infoline – 13 11 42

Phone the account management infoline Monday to Friday, 8.00am to 6.00pm for information about:

- account queries, including payments and refunds
- outstanding debts or lodgments.

ATO Business Direct – 13 72 26

This is a self-help service available at any time. Make sure you have your ABN and TFN handy when calling to:

- verify an ABN
- lodge a nil activity statement
- arrange to pay a debt
- find out where your refund is
- order PAYG withholding forms
- register for fuel tax credits.

Super infoline – 13 10 20

Phone the super infoline Monday to Friday, 8.00am to 6.00pm for information about:

- super co-contributions
- lost super
- unpaid super
- super guarantee
- self-managed super funds, including trustee responsibilities
- the taxation of super including employer termination payments, pensions and annuities.

Individuals infoline – 13 28 61

Phone the Individuals infoline Monday to Friday, 8.00am to 6.00pm for personal tax enquiries including:

- *TaxPack*
- *e-tax*
- family tax benefit and baby bonus
- HELP
- your notice of assessment
- your tax file number.

If you do not speak English well and need help from the ATO, phone the Translating and Interpreting Service on **13 14 50**.

If you are deaf, or have a hearing or speech impairment, phone the ATO through the National Relay Service (NRS) on the numbers listed below:

- TTY users, phone **13 36 77** and ask for the ATO number you need
- Speak and Listen (speech-to-speech relay) users, phone **1300 555 727** and ask for the ATO number you need
- internet relay users, connect to the NRS on **www.relayservice.com.au** and ask for the ATO number you need.

DEFINITIONS

Associates

Associates include people and entities closely associated with you, such as relatives, or closely connected companies or trusts. A partner in a partnership is an associate of the partnership.

Australian business number

Your Australian business number (ABN) is your identifier for certain dealings with us and other government departments and agencies.

Enterprise

An enterprise includes a business. It also includes other commercial activities but does not include:

- private recreational pursuits and hobbies
- activities carried on as an employee, labour hire worker, director or office holder
- activities carried on by individuals (other than trustees of charitable funds) or partnerships (in which all or most of the partners are individuals) without a reasonable expectation of profit.

It includes the activities of entities such as charities, deductible gift recipients, religious and government organisations, and certain non-profit organisations.

Entity

For the purposes of this guide, an entity means an individual, a body corporate (for example, a company), a body politic, a partnership, an unincorporated association or body of persons, a trust or a super fund.

GST-free sales

Some goods and services are not subject to GST and are sold without GST in their price. Examples of GST-free sales include basic food, exports, sewerage and water services, the sale of a business as a going concern, non-commercial activities of charities, and most education and health services. If you sell GST-free goods or services you do not include GST in the price of sales that you make. However, you can claim credits for the GST included in the price of your 'inputs' (the goods or services you used to make the goods or services you sold).

GST credit (input tax credit)

You can claim a credit for the GST in the price of goods or services you buy to use in your business, unless you use the purchase to make input taxed sales.

If you use the purchase partly for private purposes, you will not be able to claim a credit for the full amount of GST, only for the amount that relates to business use.

Input taxed sales

Some goods and services are sold without GST in their price, even though GST was included in the price of the inputs used to make or supply them. These sales are referred to as input taxed sales.

If you make an input taxed sale you can't claim credits for the GST in the price of your 'inputs' (the goods or services you used to make the goods or services you sold).

Two of the most common types of input taxed sales are:

- financial sales (supplies)
- supplies of residential premises by way of rent or sale.

In special cases, you may be entitled to claim a GST credit for a purchase that relates to making financial supplies.

Instalment income

Generally speaking, instalment income is your total ordinary income for the relevant period for which a PAYG instalment is due.

Tax period

A tax period is the length of time for accounting for GST on your GST return or activity statement. It may be a quarterly, monthly or annual tax period.

Quarterly tax periods are periods of three months ending on 30 September, 31 December, 31 March and 30 June.

Monthly tax periods end on the last day of each calendar month. An annual tax period is the financial year or that part of the financial year for which you are a GST instalment payer.

If you are registered for GST, you must lodge an activity statement for each quarterly or monthly tax period. You can lodge an annual GST return if you are a GST instalment payer or voluntarily registered for GST.

Turnover

Turnover is income your business earns before you deduct any costs for expenses. Turnover is sometimes called gross receipts, gross sales or gross revenue. It does not include any amounts of GST you collected. For GST purposes, your turnover does not include all sales. For example, you don't include sales that are not connected with Australia when working out current or projected GST turnover.

INDEX

A

ABNs (Australian business numbers), 4, 9, 10, 11, 12
ACN and, 13–14, 16
activity statements and, 48
application for, and start date of business, 48
application form content, 4, 9, 10, 11, 12, 13
applying for, 4, 5, 48
applying online for, 13
benefits of, 13
cancelling, 55
definition of, 58
invoices and, 14, 20
no-ABN withholding rules, 13, 20
quoting, 20
registering for, 4
trading names and, 16
accommodation
long-term, commercial residential premises, 38
on-site, 15
account management infoline, 57
accountants, 8, 19, 21, 54
see also tax advisers
accounting firms, 35
ACN (Australian company number), 13, 14, 16
acquisitions, 20, 30
definition of, 37
see also purchases
activity statements, 5, 22, 38, 42, 47, 48–9, 50
definition of, 48
document ID number, 48
due dates for lodgment, 5, 48
final, 55
lodgment, 48, 53
multiple, 48
'nil' to report, 48, 57
online lodgment, 53, 54
payment difficulties, 48
penalties for late lodgment, 48, 53
records, 48
tips, 48
two-week deferral of, 48, 53
adjustment notes, 20
advances to employees, 42
advertising, 26
advice, business, 6–7, 8, 54
agreements, business, 20
see also voluntary agreements with contractors
allowable deductions, 6, 9, 22, 26–31
common claims, 26
decline in value, depreciating assets, 30
example, sole trader, 29
minor, 20
motor vehicle expenses, 27–8
prepaid expenses, 32
records, 27
small business and general tax break, 31
travel expenses, 30
when to start claiming, 27
working from home expenses, 28–9
see also depreciating assets; home office; motor vehicles; non-allowable deductions

allowances, 14, 31, 42
investment, 31
alternative fuels, 15
annual leave, unused, 42
annual reporting, 5, 42, 47, 48, 54
see also tax returns, annual
aquaculture, 32
artists, 33
assessable income, 6, 12, 22, 35
exceptions, 22
net capital gain and, 34
offsetting business losses, 36
assets
constructing new, 31
effective life of, 30
income producing, 35
intangible, 55
leased, 20, 26, 27, 37
livestock, forced disposal of, 32
low-cost, 30
pooling, 30
purchase records, 20
sale of, 37, 54, 55
see also depreciating assets
asset register, 19, 20
associates
definition of, 58
fringe benefits tax and, 46
sales made to, 38
wages or super payments for, 35
ATO
see Tax Office
ATO Business Direct, 57
AusIndustry, 33
AUSKey, 4, 13, 15
Australia Post, making income tax payments at, 51
Australian Business Register (ABR), 13, 15, 54, 56
Australian Customs and Border Protection Service, 15
Australian Securities & Investments Commission, 8, 12
Australian Taxation Office (ATO)
see Tax Office
authors, 33
aviation fuels, 15

B

bank accounts
business, 6, 12, 21
personal, 21
bank loans, 37
bank records, 20
bank statements, 21
banks, 44
fees and charges, 26
barter transactions, records, 19
beneficiaries of trusts, 11, 22, 24
bonuses, 14, 42
bread, 37
briefcases, 46
budgeting, 24, 52, 53
building societies, 44
buildings
sales, 55
use of for specific purpose, 16

business

bank account, 6, 12
ceasing, 6, 55
characteristics of, 6–7
commencing trading, 6
commercial, 6–7
example of, 7
first year of, 23, 24, 30, 52, 53
goodwill, 34, 55
growth, 54
licences, 6, 55
name, 6, 16
patents, 55
premises, 6, 34, 54
profit, 6, 7
purpose of, 6
records, 6
registration, 4, 13–18
sale of, 37, 55, 58
similarity to other businesses, 6, 32
starting, 6–7, 24, 48
unusual/one-off transactions, 54
see also companies; partnerships; sole traders; trusts
business activity statement (BAS)
see activity statements
business assistance, 56–7
business infoline, 57
Business Portal, ATO website, 15, 48, 53, 54, 56
business registration, 13–18, 54
cancelling, 16, 55
changing details, 15
checklist, 18
common tax registrations, 13
company example, 17
monitoring obligations, 54
non-tax, 16
quick guide, 4
sole trader example, 16
business travel
see taxi travel; travel expenses; see also motor vehicles
business seminars and workshops, 56
business structures, 6, 8–12
changing, 8
features, different types of, 9–12
monitoring, 54

C

cafes, 13
calculators, online
decline in value, 30
employment termination payments, 42
home office expenses, 29
record keeping evaluation tool, 21, 54
super guarantee charge, 45
super guarantee contributions, 45
super guarantee eligibility decision tool, 45
tax withheld, 41, 54
work-related car expenses, 28
capital allowance system, uniform, 30
capital assets, 22
capital gains tax (CGT), 19, 34, 54, 55
concessions, 34
depreciating assets and, 34
15-year asset exemption, 32

- 50% active asset reduction, 32
 - home office and, 29
 - records, 34
 - retirement exemption, 32
 - roll-over provisions, 32
 - small business concessions, 32, 55
 - capital losses, 29, 34
 - car, private use of, 15
 - car retailers/wholesalers/manufacturers/importers, 15
 - car-parking concession, 32
 - carpet and curtains, 30
 - cars
 - see motor vehicles
 - cash book entries, reconciliation with bank statements, 21
 - cash flow, 19, 53
 - monitoring, 52
 - cash register tapes, 19, 21
 - Z-totals, 21
 - cash sales, 19
 - casual employees, 43
 - ceasing business, 6, 55
 - chairs, 28
 - charities/charitable institutions, 6, 37, 58
 - cheque butts, 19
 - cross-referencing with invoices, 21
 - details, 21
 - childcare, 37
 - choice of fund (superannuation), 15, 43
 - churches, 7
 - cleaning expenses, 28, 46
 - closing down a business, 6, 55
 - clothing, protective, 46
 - clothing retailers, 17, 25
 - club memberships, 15
 - commercial business, 6
 - commission(s), 14, 40, 41
 - community centres, 7
 - companies, 4, 5, 8, 12
 - ABN, 12, 13–14
 - ACN, 13, 14
 - bank account, 21
 - capital gains tax, 34
 - deregistration of name, 55
 - directors of, 4, 12, 15, 41, 43, 46, 58
 - example of, 17, 25
 - features of, 12
 - forming, 6
 - fringe benefits tax, 30, 46
 - GST, 12
 - income tax, 12
 - name, 6, 16, 18, 55
 - PAYG instalments, 12
 - PAYG withholding, 35, 41
 - personal services income, 12, 35, 41
 - quick tax guide, 4–5
 - superannuation, 12, 43
 - tax file number, 4, 12, 13
 - tax rate, 23
 - tax returns, 50
 - travel expenses, 30
 - compensation, 42
 - composers, 33
 - computer programmers, 33
 - computers
 - depreciation, 28, 30
 - internet fees, 28
 - software, 46
 - concessions, tax, 32–3
 - consideration, definition of, 37
 - consultants, 35
 - contact points, ATO, 57
 - contractors and consultants, 35
 - difference from employees, 40
 - fringe benefits tax, 46
 - PAYG withholding, 41
 - personal services income, 35
 - records, 20
 - subcontractors, 40
 - super guarantee, 4, 43
 - voluntary agreements, 14, 41
 - contracts, 20, 40
 - assets held under, 31
 - records, 20
 - cooling expenses, 28
 - Corporations Act 2001*, 12
 - council rates, 29, 35
 - councils, 6
 - permits, 16
 - courts and tribunals, 6
 - credit card vouchers, 19
 - credit cards, 51
 - credit unions, 44
 - creditors, 20, 53
 - cultural societies, 7
 - curtains, 30
 - customs duty, 15
- D**
- dangerous goods, 16
 - debtors, 20, 53
 - decline in value
 - see depreciation; see also depreciating assets
 - deductions
 - see allowable deductions; non-allowable deductions
 - definitions, 58
 - depreciating assets, 20, 26, 28, 29, 30
 - capital gains tax and, 34
 - effective life, 30
 - first year of business, 30
 - low cost pool, 30
 - office furniture, 28
 - small business and general tax break, 31
 - writing off, 30
 - depreciation (decline in value), 22, 26, 30
 - accelerated, 32
 - electronic decline in value calculator, 30
 - simpler rules, 30, 32
 - uniform capital allowance system, 30
 - desks, 28
 - diaries, 19, 20
 - travel expense records, 30
 - digital certificate, ATO, 4, 13, 15
 - diminishing value method, depreciation, 30
 - direct credit payments, 51, 52, 56
 - direct debit payments, 51, 52
 - directors, company
 - as employees, 23, 41, 43
 - fringe benefits tax, 46
 - payments to, 14
 - payment of private expenses for, 15
 - private use of company car, 15
 - super guarantee, 4, 12, 43
 - wages or salary, 23
 - disposal of livestock, 32
 - dividends paid by business, 14, 26
 - domestic expenses, 22, 26, 43
 - donations, 36
 - drawings, 9, 10, 14, 22
 - drought, 32
- E**
- early payments, tax, 52
 - early retirement, 42
 - ECI (electronic commerce interface), 48
 - education courses, 37, 58
 - EFT (electronic funds transfer), 51
 - electrical tools, 30
 - electrician, sole trader, 16, 25, 29
 - electricity, 26
 - records, 29
 - electronic devices, portable, 46
 - electronic calculators, web-based
 - decline in value, 30
 - employment termination payments, 42
 - home office expenses, 29
 - record keeping evaluation tool, 21, 54
 - super guarantee charge, 45
 - super guarantee contributions, 45
 - super guarantee eligibility decision tool, 45
 - tax withheld, 41, 54
 - work-related car expenses, 28
 - electronic commerce interface (ECI), 48
 - electronic records, advantages of, 19, 52
 - electronic reporting
 - see online services
 - employee share scheme payments, 42
 - employees, 40–2
 - annual payment summaries, 41
 - difference from contractors, 40
 - PAYG withholding, 41
 - payments to, 4, 14, 23, 25, 41, 42
 - payments of private expenses for, 15
 - records, 20
 - salary sacrifice, 44
 - superannuation contributions on behalf of, 4, 9, 10, 11, 12, 43–5
 - tax rates, 23
 - tax returns, 23
 - employer obligations, 40–2, 43–5
 - PAYG withholding, 41
 - superannuation, 43–5
 - voluntary agreements, 41
 - employment termination payments (ETPs), 42
 - enterprise, definition of, 6, 58
 - entertainers, 35
 - entertainment provided to employees, 46
 - entity, definition of, 55
 - entrepreneurs' tax offset, 32
 - environmental protection societies, 7
 - equipment, 15, 29, 40
 - depreciation, 26, 28
 - hire, 26, 37
 - establishment of business, 6–7, 24, 48
 - e-tax, 50
 - evaluation tool, record keeping, 21, 54
 - examples
 - allowable deductions, 29

- business registration, 16, 17
 - business vs. hobby, 7
 - calculating income tax, 25
 - companies, 17, 25
 - GST, 39
 - sole traders, 16, 25, 29, 39
 - excise, 15
 - expenses, personal, 21, 29, 30, 37, 58
 - employee reimbursement, 46
 - expenses, records, 19, 20
 - see *also* allowable deductions;
 - non-allowable deductions; travel expenses
 - exports, 37, 38, 58
- F**
- face-to-face assistance (ATO), 56
 - farm management deposits scheme, 32
 - farming, 32
 - fashion company
 - example business registration, 17
 - example tax payable, 25
 - feasibility studies, 26
 - filing system, 21
 - finance, accessing, 6
 - financial adviser, 6
 - financial institutions, 44
 - financial investment losses, 36
 - financial supplies, 38, 58
 - fire, 32
 - first year of business, 23, 24, 30, 52, 53
 - activity statements, 53
 - budgeting, 53
 - super guarantee responsibilities, 53
 - fishing, 32
 - flood, 32
 - food, 26
 - fringe benefit, 46
 - GST and, 37, 38, 58
 - selling, 16
 - foreign termination payments, 42
 - franchise agreements, 20
 - franchisors, 14
 - freight, 26
 - fringe benefits
 - definition of, 46
 - reportable, 36, 47
 - fringe benefits tax, 4, 15, 26, 4–7
 - amount to be paid, 46
 - annual return, 5, 47
 - car-parking concession, 32
 - date FBT return due, 47
 - exemptions from, 46
 - instalments, 47, 48
 - obligations, 46
 - records, 20, 47
 - registering for, 15, 47
 - fruit, 37
 - fuel tax credits, 4, 5, 14, 15, 48
 - ineligible fuels, 15
 - less than \$300, 20
 - records, 20
 - fuels
 - alternative, 15
 - used in light vehicles, 15
 - furnishings, 30
 - furniture, office, 28, 29
 - future income, 6
- G**
- gas 28, 29
 - gifts, 36
 - going concern, sale of, 37, 55, 58
 - 'golden handshakes', 42
 - goodwill, 34
 - government
 - federal, 6
 - state/territory, 6, 16, 55
 - websites, 6, 56
 - see *also* councils
 - government information, access to, 56
 - gratuities, 42
 - gross receipts/sales/revenue, 58
 - GST (goods and services tax), 9, 10, 37–9
 - activity statements, and, 5, 48
 - annual return, 38, 48, 54
 - cash or non-cash basis, 14, 32
 - collected, 22
 - collecting on different types of sales, 37
 - definition of, 37
 - example of, sole trader, 38
 - monitoring turnover, 14, 38, 54
 - payment by instalments, 5, 32, 58
 - payments, 5, 38
 - records, 20
 - registering for, 4, 12, 14, 37
 - registration threshold, 9, 10, 11, 12
 - reporting, 5, 38, 54
 - sale of business and, 37, 55, 58
 - sales and purchases, 37, 55
 - sole trader example, 38
 - special rules, 38
 - summary of, 38
 - tax period, 58
 - terms used, 37
 - turnover, 4, 9, 10, 11, 12, 14, 38, 54, 58
 - tax invoices and, 20, 37, 38
 - GST credits, 5, 20, 22, 28, 37, 38, 58
 - annual apportionment, 32
 - definition of, 58
 - example of, 39
 - GST-free sales, 37
 - definition of, 58
- H**
- health insurance, 15, 46
 - and Medicare levy, 23
 - health services, 37, 58
 - heating expenses, 28, 29
 - heavy vehicles, 15
 - hire costs, 26
 - hobbies, 6, 7, 58
 - example of, 7
 - holiday expenses, 15
 - home office, 28–9
 - capital gains tax, 29
 - electronic expenses calculator, 29
 - example calculation, 29
 - expenses, 26, 28–9
 - records, 29
 - rent, 26
 - house
 - insurance premiums, 28, 29
 - valuing for home office, 29
- I**
- ill health termination, 42
 - imports, 38
 - wine, 15
 - income
 - assessable, 6, 12, 22, 34, 35, 36
 - estimating, 52
 - taxable, 20, 22, 36
 - income averaging, 32
 - special professionals, 33
 - income tax, 9, 10, 11, 12, 22–5
 - budgeting to pay, 24, 52
 - early payment, 52
 - estimating, 24
 - example, company, 25
 - example, sole trader, 25
 - first year of business, 24, 52
 - formula for calculating, 22
 - partnerships and trusts, 24
 - payments, 5, 51–2
 - see *also* PAYG
 - income tax returns
 - see tax returns, annual
 - individuals
 - see sole traders
 - Individuals infoline, 57
 - Industry Research & Development (R&D) Board, 33
 - infolines, 57
 - input tax credit, definition of, 58
 - input taxed sales, 37
 - definition of, 58
 - instalment income, definition of, 58
 - insurance
 - health, 15, 23, 46
 - house, 28, 29
 - life, and superannuation, 44
 - recoveries/settlements, 32, 38
 - interest
 - mortgage, 28, 29, 35
 - payable on borrowed money, 26
 - payable to non-residents, 14, 26
 - internet fees, 28
 - invalidity termination, 42
 - inventors, 33
 - investment
 - allowance, 31
 - income, 2, 3, 5
 - losses, 36
 - invoices
 - ABN, 14
 - numbers, 21
 - printing, 19
 - quoting ABN, 14
 - records, 19, 27
 - tax, 14, 20, 37, 38
- J**
- joint venture, non-entity, 12
- L**
- labour hire arrangements, 14, 58
 - land
 - sales, 55
 - taxes, 28, 35
 - landcare operations, 32
 - lease costs, 26

- leases
 - business premises, 26
 - records, 20
 - leave loading, unused, 42
 - legal expenses, 26
 - legal requirements
 - banking, 21
 - business expenses, 26
 - GST, 38
 - industrial law, 40
 - primary producers, 32
 - records, 19
 - super funds, 44
 - super guarantee, 43, 53
 - tax invoices, 38
 - legal risk, 40
 - libraries, 7
 - licences, business, 6
 - life insurance, 44
 - light vehicles, 15
 - lighting expenses, 28, 29
 - livestock, death or forced disposal of, 32
 - loans
 - documents, 20
 - low-interest, to employees, 46
 - made by banks, 37
 - made by the business, 22, 42, 46
 - received, 22, 26
 - records, 20
 - logbooks, 20, 27, 28
 - long service leave, unused, 42
 - losses
 - capital, 34
 - carrying forward, 6, 36
 - non-commercial rules, 32, 36
 - offsetting, 6, 7, 36
 - records, 19
 - low-cost assets, 30
 - luxury car tax (LCT), 4, 5, 13, 15
 - tax percentage, 15
 - threshold, 15
- M**
- machinery, 15, 26
 - depreciation, 22
 - maintenance repairs, 26
 - manual/paper records, 19
 - manufacturers, 15
 - margin scheme, 38
 - marginal tax rates, 25
 - Medicare levy, 23
 - example of, 25
 - milk, 37
 - minors, 11
 - mortgage interest, 28, 29, 35
 - motor vehicles, 15, 26, 27–8
 - business purpose vehicles, 27
 - capital gains tax and, 34
 - depreciation, 30
 - electronic work-related car expenses calculator, 28
 - luxury cars, 38
 - methods of claiming expenses, 27–8
 - records, 20, 27, 28
 - travelling between home and place of business, 28
 - use of for private purposes, 46
 - see also luxury car tax
 - museums, 7
- N**
- name, registered business, 6, 16
 - net capital gains, 34
 - newsagents, 13, 42, 50
 - non-allowable deductions, 22
 - see also allowable deductions
 - non-commercial loss rules, 36
 - income requirement, 36
 - tests, 36
 - non-profit organisations, 4, 58
 - definition of, 7
 - GST registration threshold, 11
 - non-residents of Australia, 14, 26, 43
- O**
- occupancy expenses, home office, 28
 - odometer readings, 20
 - office furniture, 28
 - Office of Fair Trading, 8
 - offsetting
 - future tax, 52
 - losses, 6, 7, 36
 - research and development costs, 33
 - super guarantee charge, 45
 - one-off transactions, significant, 54
 - online service, government entry point for business, 56
 - online services (ATO), 4, 13, 48, 54, 56
 - Business Portal, 15, 48, 53, 54, 56
 - decline in value calculator, 30
 - electronic commerce interface (ECI)
 - employment termination payments calculator, 42
 - e-tax, 50
 - home office expenses calculator, 29
 - payment methods, 51, 56
 - record keeping evaluation tool, 21, 54
 - super guarantee charge calculator, 45
 - super guarantee contributions calculator, 45
 - super guarantee eligibility decision tool, 45
 - tax return lodgment, 50
 - tax withheld calculator, 41, 54
 - work-related car expenses calculator, 28
 - on-site accommodation, 15
 - owner contribution to the business, 22
 - owner drawings, 9, 10, 14, 22
- P**
- panel vans, 27
 - paper
 - activity statements, 48
 - application forms, 13
 - records, 19
 - tax returns, 50
 - partners, individual
 - GST credits and motor vehicle expenses, 28
 - income tax, 24
 - losses, 36
 - PAYG instalments, 10
 - share of partnership income, 10
 - superannuation, 10
 - tax rates, 23
 - taxable income, 22
 - partnerships, 4, 5, 7, 8, 12, 13, 24
 - ABN, 10
 - activity statements, and, 48
 - drawings, 10, 14, 22, 41
 - features of, 10
 - fringe benefits tax, 46
 - GST, 10, 48
 - income tax, 10
 - motor vehicle expenses, 27
 - PAYG instalments, 10, 48
 - PAYG withholding, 35, 41
 - personal services income, 10, 35, 41
 - quick tax guide, 4–5
 - superannuation, 10, 43
 - tax file number, 4, 10
 - tax returns, 50
 - travel expenses, 30
 - wages, 10, 41
 - patents, 55
 - PAYG (pay as you go)
 - activity statements, and, 48
 - annual report, 42, 48
 - balancing payment, 5
 - digital certificate, 4
 - employee annual payment summaries, 41, 42, 47
 - first year of business, 23, 52
 - instalment payments, 5, 10, 11, 12, 23–4, 42, 48
 - instalments based on GDP-adjusted notional tax, 32
 - registering for, 4
 - stationery package, 42
 - withholding, 4, 5, 13, 14, 24, 35, 41, 48
 - PAYG payment summary statements, 5, 41, 42, 44, 47
 - payment difficulties, 48, 52
 - payment frequency, 5
 - payment in lieu of notice, 42
 - payment summaries, 5, 41, 42, 44, 47
 - payments to the ATO, 5, 51–2
 - payroll tax, 6
 - penalties
 - activity statement, late lodgment, 48
 - failure to keep records, 19
 - failure to withhold, suppliers with ABN not quoted, 14
 - tax return, late lodgment, 50, 51
 - performing artists, 14, 33
 - personal injury termination, 42
 - personal services income, 9, 10, 11, 12, 23, 35
 - business tests, 35
 - definition of, 35
 - examples of, 35
 - rules, 35
 - personal use, separating from business use, 21, 29, 30, 37, 58
 - petty cash, 19
 - phone expenses, 26, 28
 - records, 29
 - phone numbers, ATO, 57
 - piece rates, 40, 41
 - plant and equipment, 15, 26
 - pooled assets, 30
 - portable electronic devices, 46
 - post office, tax payments at, 51

- premises, business, 6, 34
 - sale of, 54
 - prepaid business expenses, 32
 - primary producers, 33, 36
 - prime cost method, depreciation, 30
 - private expenses, 22
 - payment of, 15
 - records, 21
 - separating from business, 21, 29, 30, 37, 58
 - production associates, 33
 - professional
 - practitioners and personal services income, 35
 - special, income averaging, 33
 - professional arts business, 36
 - profit, 6, 7, 12, 36
 - profitability, 19, 32
 - promotional work, 14
 - property
 - rental, losses, 36
 - right to use, 35
 - sale or purchase under margin scheme, 38
 - see also buildings; premises, business
 - protective clothing, 46
 - public organisations, 7
 - publications (ATO), 14, 15, 19, 20, 21, 22, 24, 26, 27, 28, 29, 30, 32, 33, 34, 35, 36, 37, 38, 40, 42, 45, 47, 49, 50, 52, 53, 55, 65
 - purchases, 19, 20, 30
 - cash, 19
 - FBT exemption, 46
 - GST and, 37–8, 58
 - records, 19, 20
- Q**
- quick guide for business, 4–5
- R**
- rates, council, 28, 29, 35
 - receipts and receipt books, 19, 20, 27
 - see also records; transactions
 - record keeping, 6, 19–21, 54
 - electronic, 19, 54
 - evaluation tool, 21, 54
 - software, 19
 - tips, 21
 - records, 19–21
 - benefits of, 19
 - capital gains, 19, 34
 - cash register tapes, 19, 21
 - cross-referencing, 21
 - filing system, 21
 - language of, 19
 - legal requirement, 19
 - manual or electronic system, 19
 - motor vehicle expenses, retention periods, 19, 20, 27, 55
 - sale of business and, 55
 - special, 20
 - travel expenses, 30
 - types of, 19–20
 - recreation benefits, 46
 - recreational pursuits, 6, 7, 58
 - redundancy, 42
 - refunds, tax, 5
 - registration, business, 13–18, 54
 - cancelling, 16, 55
 - changing details, 15
 - checklist, 18
 - common tax registrations, 13
 - company example, 17
 - monitoring obligations, 54
 - non-tax, 16
 - quick guide, 4
 - sole trader example, 16
 - relatives, 7, 46, 58
 - religious institutions, 6, 7, 58
 - religious services, 37
 - rent
 - home office, 28, 29, 35
 - paid for business premises, 26
 - receipts, 29
 - residential, 37
 - rental property losses, 36
 - repairs, 26
 - reporting responsibilities, 5, 42, 38, 47, 48, 54
 - see also annual reporting
 - research and development (R&D), 33
 - residential premises, 22–3, 37, 38, 58
 - restraint of trade, 42
 - retailers, 15, 17, 25
 - retirement
 - CGT exemption, 32
 - early, 42
 - retirement savings account, 43, 44
 - definition of, 44
 - see also superannuation; superannuation funds
 - rostered days off (RDOs), unused, 42
 - royalties, 14, 26
 - running expenses, home office, 28
- S**
- salary and wages, 26, 41, 42
 - payments, 14
 - received, 7, 9, 36
 - records, 20
 - sale of business, 37, 55, 58
 - sales, 19, 21, 52, 54, 58
 - assets, 19, 37
 - to associates, 38
 - cash, 19
 - dangerous goods, 16
 - financial, 58
 - food, 16
 - going concern/business, 37, 55, 58
 - GST and, 37–8, 39
 - GST-free, 37, 55, 58
 - input taxed, 37, 58
 - records, 19
 - residential, 58
 - wine, 19
 - sales transactions, records, 19
 - cash, 19
 - scholarship funds, 7
 - school fees, 15
 - second-hand goods, 38
 - self-assessment, 22
 - self-employed, 43
 - see also contractors and consultants; sole traders
 - seminars and workshops, ATO, 56
 - service clubs, traditional, 7
 - sewerage services, 37, 58
 - share scheme payments, 42
 - shearing, 32
 - sick leave, unused, 42
 - simpler depreciation rules, 30, 32
 - simpler trading stock rules, 32
 - small business advisory service, 6
 - small business and general tax break, 31, 36
 - software, computer
 - accounting, 42
 - record keeping, 19
 - see also calculators, online
 - sole traders (individuals), 7, 8
 - ABN, 5, 13
 - associates of, 35
 - drawings, 9, 14, 22, 41
 - example, business registration 16
 - example, GST calculations, 39
 - example, home office expenses, 29
 - example, tax payable, 25
 - features of, 9
 - GST, 9, 39
 - GST credits, 28, 39
 - GST registration, and turnover threshold, 9
 - income tax, 9
 - losses, 36
 - motor vehicle expenses, 27, 28
 - PAYG instalments, 9
 - PAYG withholding, 41
 - personal services income, 9, 35
 - quick tax guide, 4–5
 - superannuation, 9, 43
 - tax file number, 4, 9, 13
 - tax rates, 22–3
 - tax returns, 9, 50
 - travel expenses, 30
 - wages, 9, 41
 - wages or super payments for associates, 35
 - solicitors, 8
 - special professionals, income averaging, 33
 - sports clubs, 7
 - sportspersons, 33, 35
 - state/territory government, 6, 18, 55
 - licences, 16
 - station wagons, 27
 - stationery
 - business, 14, 20
 - PAYG, 42
 - stock, trading, 26, 32
 - stocktake
 - records, 20
 - simpler rules, 20
 - structures, business, 6
 - subcontractors, 40
 - super infoline, 57
 - superannuation, 4, 43–5
 - co-contributions, 43
 - employment termination payments and, 42
 - personal contributions, 9, 10, 36, 43
 - salary sacrifice arrangement, 44
 - tax file numbers and, 43
 - superannuation funds
 - choice of, 15, 20, 43, 44
 - complying, 6, 43, 44
 - employer-nominated, 44

- default, 44
 - life insurance and, 44
 - superannuation guarantee, 4, 9, 10, 11, 12, 26, 43–5
 - amount to be paid, 43
 - charge, 5, 44, 45, 53
 - cut-off date for payments, 44
 - eligible workers, 43
 - industrial awards, 43
 - late contributions, 45
 - loss of future payments, 42
 - obligations not met, 5, 44
 - records, 20
 - summary of responsibilities, 53
 - tax deductibility, 44
 - suppliers
 - ABN not quoted, 14, 20
 - withholding from, 14
 - supply, definition of, 37
 - support for small business, ATO, 56–7
- T**
- tax advisers, 8, 19, 26, 35, 48, 54
- tax agents
 - fees, 26
 - tax return preparation, 50
- tax assessments, 23, 52
 - two-year period for amending, 32
- tax break, small business and general, 31, 36
- tax concessions for small business, 32–3
 - general concessions, 32
 - income averaging for special professionals, 33
 - primary producers, 32
 - research and development (R&D), 33
 - small business and general tax break, 31, 36
- tax credits, 11
- tax file numbers, 4, 9, 10, 11
 - applying for, 4, 5, 13
 - business, applying for online, 13
 - declarations, 20, 43
- tax invoices, 20, 37, 38
 - quoting ABN, 14, 20
- tax liability, 8, 10, 11, 12, 22–5, 34, 41, 42, 52
 - nil, 23
- tax losses, 36
 - see also losses
- Tax Office
 - business assistance, 56–7
 - Business Portal, 15, 48, 53, 54, 56
 - contact points, 56–7
 - digital certificate, 4, 13, 15
 - face-to-face assistance, 56
 - online services, 56
 - phone assistance, 57
 - publications, 14, 15, 19, 20, 21, 22, 24, 26, 27, 28, 29, 30, 32, 33, 34, 35, 36, 37, 38, 40, 42, 45, 47, 49, 50, 52, 53, 55, 65
 - seminars and workshops, 56
 - tax payment information, 51–2
 - website addresses, 56
- tax offsets, 32, 33
- tax payable
 - calculating, 22
 - example of calculations, 25
- tax payments, 51–2
 - budgeting for, 52
 - cash payment limit, 51
 - early, 52
 - inability to pay, 52
 - options, 51
 - paying from overseas, 51–2
 - payment by instalment, 52
- tax period, definition of, 58
- tax rates, 22–3, 42
 - companies, 23
 - resident individuals, 22–3
- tax registrations, business, 4, 13–18
 - checklist, 18
- tax reporting, ongoing responsibilities, 5
- tax returns, annual, 4, 5, 7, 9, 10, 11, 12, 50
 - dates for lodgment, 50
 - e-tax, 50
 - examples of, 25
 - final, 55
 - lodgment, 22, 50, 53
- taxable income, 20, 22, 36
 - formula for calculating, 24
- taxable sales, 37
- taxable value of benefits, 47
- tax-free threshold, 9, 23
- taxi travel, 14
- TaxPack, 50, 57
- telephone expenses, 26, 28
- termination payments, 42
- tools of trade, 28, 34, 40, 46
- trading name, 16
- trading stock, 26
 - simpler rules, 32
- transactions
 - barter, 19
 - cross-referencing, 21
 - government, 56
 - records, 19, 27, 34
 - significant, one-off, 6, 54
 - tax, 56
- transport, 26
 - see also fuel tax credits; motor vehicles; taxi travel; travel expenses
- travel expenses, 15, 20, 26, 30
 - between home and business, 27, 28
 - see also motor vehicles
- trucks, 27, 35
- trusts, 11
 - ABN, 11, 13
 - bank account, 21
 - beneficiaries, 11, 24
 - capital gains tax, 34
 - employees of, 11
 - features of, 11
 - fringe benefits tax, 30, 46
 - GST, 11
 - income tax, 11
 - motor vehicle expenses, 27
 - PAYG instalments, 11, 24
 - PAYG withholding, 35, 41
 - personal services income, 11, 35, 41
 - quick tax guide, 4–5
 - superannuation, 11, 43
 - tax file number, 4, 11, 13
 - tax returns, 11, 50
 - travel expenses, 30
- trustees, 11, 24
- turnover
 - definition of, 58
 - monitoring for GST purposes, 14, 38, 54
 - simpler stocktake rules and, 20
 - threshold for small business and general tax break, 31
- U**
- uniform capital allowance system, 30
- unrelated clients test, personal services income, 35
- utes, 27
- utility expenses, 28, 29
- V**
- vans, 27
- vegetables, 37
- vehicles
 - see motor vehicles
- voluntary agreements with contractors, 14, 41
- W**
- wages
 - see salary and wages
- water
 - facilities, 32
 - and sewerage services, 37, 58
- websites
 - ATO, 4, 56
 - government, 6, 56
- White pages, 16
- wholesalers, 15
- wine equalisation tax (WET), 4, 5, 13, 15
 - registering for, 15
- wine manufacturers/wholesalers/importers, 15
- withholding
 - see PAYG withholding
- workers compensation, 6
- workers, payments to, 4, 14, 23, 25, 41, 42
- workshops and seminars, ATO, 56
- wrongful dismissal, compensation for, 42
- Y**
- year-end records, 20
- Yellow pages, 6, 7

MORE INFORMATION

For more information about your tax obligations as a small business operator, refer to:

- *Record keeping for small business* (NAT 3029)
- *Home-based business* (NAT 10709)
- *GST for small business* (NAT 3014)
- *Super – What employers need to know* (NAT 71038)
- *Income and deductions for small business* (NAT 10710)
- *PAYG withholding* (NAT 8075)
- *Taxation Ruling TR 93/30 Income tax: deductions for home office expenses*
- *Practice Statement PS LA 2001/6 Home office expenses.*

To obtain copies of our publications:

- visit **www.ato.gov.au/onlineordering**
- phone **1300 720 092**.

