



Refund of franking credits application 2025 instructions

Instructions to help you complete the Application for refund of franking credits for individuals 2025 (NAT 4105).

Published 29 May 2025

How to get the Refund of franking credits application 2025

How to get a copy of the application for refund of franking credits form and instructions.

What is a refund of franking credits?

What franking credits are and when you may get a refund of franking credits.

Common questions about franking credits and refunds

Common questions asked about franking credits and franking credit refunds.

Instructions to complete your refund of franking credits application

Instructions to help you complete each part of the Application for a refund of franking credits 2025.

Instructions to complete the refund of franking credits worksheet >

Use the worksheet and step-by-step instructions to work out the amounts to report at Dividends in your application.

Instructions to make a change to your RFC application >

Instructions for making a change to your refund of franking credits application after you lodge it.

QC 104448

How to get the Refund of franking credits application 2025

How to get a copy of the application for refund of franking credits form and instructions.


Published 29 May 2025

On this page

[Get the application for refund of franking credits](#)

[Get the application for refund of franking credits instructions](#)

Get the application for refund of franking credits

Go to Application for refund of franking credits for individuals 2025  on our Publications Ordering Service (POS) at iorder.com.au to get a

copy.

Get the application for refund of franking credits instructions

The *Refund of franking credits application and instructions 2025* is available in print, to get a copy of the instructions:

- go to Refund of franking credits application and instructions 2025 [🔗](#) on our Publications Ordering Service (POS) at iorder.com.au to get a copy
- you can create and save, or print this guide in portable document format (PDF), select the **Print or Download icon** under the page heading then select **PDF whole topic**.

Continue to: **What is a refund of franking credits?**

QC 104448

What is a refund of franking credits?

What franking credits are and when you may get a refund of franking credits.

Published 29 May 2025

On this page

[About franking credits](#)

[When you get a franking credit refund](#)

[Who should use the application for refund of franking credits](#)

[Claiming your refund of franking credits](#)

[Claiming franking credits from prior income years](#)

About franking credits

When you own shares or non-share equity interests in a company or when you invest in a **managed fund**, you might receive **dividend distributions**.

Dividends you receive from Australian companies and some New Zealand companies are taxed under a system known as imputation. The tax the company pays is allocated (or imputed) to you as franking credits attached to the dividends you receive.

Certain interests which aren't shares are treated in a similar way to shares for tax law purposes. These interests are called non-share equity interests.

When you get a franking credit refund

You can claim a tax refund if the franking credits you receive exceed the tax you have to pay. This is a refund of excess franking credits.

You can claim the refund of the franking credits in the income year you receive payment or credit of the dividends. Your statement shows this information regardless of the income year the statement relates to. You also need to declare the dividend as income in the same income year.

You may receive a refund of the full amount of franking credits you receive, even if you don't usually lodge a tax return.

Follow the **Instructions to complete your refund of franking credits application**. If you need help contact **Tax Help**.

Who should use the application for refund of franking credits

Check if you can use this application for a refund of franking credits. All the statements below relate to the income year 1 July 2024 to 30 June 2025.

To use the application for a refund of franking credits, you need to meet all the following criteria:

- You don't need to lodge a tax return (see **Do I need to lodge a tax return?**).

- You're an Australian resident for tax purposes for the whole of 2024–25 (see **Were you an Australian resident for the whole period of 1 July 2024 to 30 June 2025**).
- You're not claiming a refund of franking credits for a deceased estate.
- Your total dividend income was either
 - \$18,200 or less
 - \$416 or less, if you were under 18 years old on 30 June 2025.
- You either
 - receive dividends from shares (or non-share equity interests) in an Australian or New Zealand company
 - have an entitlement to distributions from investments in a managed fund.
- Your dividend or distribution statement shows either
 - franking credits – statements from New Zealand companies must show **Australian franking credits** (New Zealand imputation credits don't qualify)
 - amounts withheld from your dividends because you didn't provide your tax file number (TFN).

If you don't meet all the above criteria, you'll need to lodge a tax return to claim your franking credits.

Claiming your refund of franking credits

You have the following options to lodge an application for a refund of franking credits.

You can apply for your refund of franking credits in 2024–25 any time after 1 July 2025, by:

- using ATO Online services through myGov
- using a registered tax agent
- using our self-help phone services
- post – you need a copy of the application form, see **Get the application for refund of franking credits**.

For more information on the lodgment options, see [How to apply for a refund of franking credits](#).

You'll need **all** your dividend and distribution statements for 1 July 2024 – 30 June 2025. For help completing the application, see [Instructions to complete your refund of franking credits application](#).

Claiming franking credits from prior income years

If you have franking credits from a prior income year, you can claim these online or by post. See [Claiming your refund of franking credit](#).

You can't use phone lodgment for prior income year applications.

You can order a *Refund of franking credits application and instructions* (NAT 4105) for the relevant income years, see [How to get the Refund of franking credits application 2025](#).

Continue to: [Common questions about franking credits and refunds](#)

Return to: [How to get the Refund of franking credits application 2025](#)

QC 104448

Common questions about franking credits and refunds

Common questions asked about franking credits and franking credit refunds.

Published 29 May 2025

On this page

[Distribution statement](#)

[Dividend statement](#)

[Other amounts on your distribution statement from a managed fund](#)

[Conduit foreign income](#)

[Unfranked dividend your distribution statement shows as conduit foreign income](#)

[Unfranked dividend](#)

[Refunds for TFN amounts withheld or deducted from interest income](#)

[Franked dividend](#)

[Franking credit](#)

[Reinvesting dividends and refund of franking credits](#)

[Shares or non-share equity interests in joint names with your spouse](#)

[Franking credit refunds and your pension entitlement](#)

[Owning shares in a New Zealand company and claiming franking credits](#)

[New Zealand imputation credit](#)

[Declaring supplementary dividend amounts from a New Zealand company](#)

Distribution statement

Managed funds or unit trusts send a distribution statement, AMMA statement or tax statement to investors. The statement might include unfranked dividends, franked dividends, TFN amounts withheld and franking credits.

You should keep your distribution statement with a copy of your application. **Don't send us a copy of the statement.**

Dividend statement

Companies send a dividend statement to shareholders and holders of non-share equity interests to advise them of the amount of dividends paid to them. It also advises whether the dividends are franked or

unfranked, the amount of franking credit, and TFN amounts withheld (if any).

You should keep your dividend statement with a copy of your application. **Don't send us a copy of the statement.**

Other amounts on your distribution statement from a managed fund

If you don't need to lodge a tax return, you don't need to worry about amounts such as capital gains, foreign source income and foreign income tax offsets even if your statement tells you to include them at a specific question in the tax return.

To process your application, we need only the figures your statement shows at 'franked amounts', 'unfranked amounts', 'franking credit' or 'TFN amounts withheld'.

Conduit foreign income

Australian corporate entities (companies, trusts or partnerships that pay tax as companies) with certain types of foreign income can declare all or part of an unfranked dividend as conduit foreign income. Show any conduit foreign income as an unfranked dividend in your application.

Unfranked dividend your distribution statement shows as conduit foreign income

If your distribution statement shows an unfranked dividend and declares it to be conduit foreign income, show this amount in your application as an unfranked amount.

Unfranked dividend

Unfranked dividends have had no Australian company tax paid on the profits from which they are paid. If the dividend is unfranked, there is no franking credit.

Refunds for TFN amounts withheld or deducted from interest income

You'll need to lodge a tax return to claim TFN amounts withheld or deducted from interest income.

Franked dividend

Franked dividends are payment amounts to shareholders and holders of non-share equity interests out of profits where the company already pays the tax.

Franking credit

A franking credit is your share of tax paid by a company on the profits from which your dividends or distributions are paid. A franking credit is also known as any of the following:

- imputation credit
- imputation tax credit
- imputed credit
- imputed tax credit
- Australian imputed tax credit
- Australian franking credit
- Class C imputation credit
- Class C imputed credit.

Reinvesting dividends and refund of franking credits

If you reinvest dividends, you can still claim a refund of franking credits.

Shares or non-share equity interests in joint names with your spouse

If you own shares or non-equity shares in joint names and you can claim a refund of franking credits use this application. You only state your share of the dividends and franking credits from the joint statement.

Your spouse can also claim a refund of franking credits, they must complete a separate application or lodge a tax return. They should state only their share of the dividends and franking credits.

Franking credit refunds and your pension entitlement

In most cases receiving a franking credit refund won't affect your pension entitlement. However, if you receive a distribution from a private company or trust the refund could affect your pension entitlement.

Owning shares in a New Zealand company and claiming franking credits

Not all New Zealand companies will pay dividends with Australian franking credits. You can only claim a refund of the Australian franking credits on the dividends.

You can't claim a refund of any New Zealand imputation credits.

If you pay New Zealand non-resident withholding tax on the dividend, reduce the amount of franking credits that you can claim by any supplementary dividend.

New Zealand imputation credit

New Zealand imputation credits are credits arising under New Zealand's imputation system. We can't refund your New Zealand imputation credits.

Australian imputation credits are called franking credits. We refund Australian franking credits attached to dividends you receive from a New Zealand company.

Declaring supplementary dividend amounts from a New Zealand company

If your dividend statement shows a supplementary dividend amount from a New Zealand company, include this amount as an unfranked dividend. No franking credits are attached to supplementary dividends.

Continue to: [Instructions to complete your refund of franking credits application](#)

Return to: [What is a refund of franking credits?](#)

QC 104448

Instructions to complete your refund of franking credits application

Instructions to help you complete each part of the Application for a refund of franking credits 2025.

Published 29 May 2025

On this page

[Your tax file number \(TFN\)](#)

[Were you an Australian resident for the whole income year](#)

[Personal details](#)

[Electronic funds transfer \(EFT\)](#)

[Dividends](#)

[Total dividend income](#)

[Declaration](#)

Your tax file number (TFN)


Write your TFN in your application.

If you're not sure of your TFN or need to apply for one, see [Apply for a TFN](#).

Were you an Australian resident for the whole income year

You must be an Australian resident for tax purposes for the whole period 1 July 2024 to 30 June 2025 to apply for a refund of franking credits.

We work out your residency using our rules, these aren't the same as those the Department of Home Affairs uses. Generally, you're an Australian resident for tax purposes if you have always been living in Australia or come to Australia to live permanently.

To work out your residency status for tax purposes, use our 'Are you a resident?' decision tool at [Work out your residency status for tax purposes](#) .

Personal details

Complete these questions 3 to 8 accurately to avoid delays in the processing of your application.

Your name

Write your full name.

If there was a change to any part of your name since completing your last tax return or refund of franking credits application, print **X** at the **Yes** box.

Lodging by phone

We need your current name and address on our records before you lodge your application by phone. If anything changes or you're unsure what details you last gave us, before you lodge you may need to update your name and contact details.

Lodging by post

If you will be lodging your application form by post, we need to have your current name on our records. If there was a change to your name

or you're unsure what name you last gave us, before you lodge you may need to **update your name**.

Your postal address

Write the address you want your mail sent.

If you've had a change of address since completing your last tax return or refund of franking credits application, print **X** at the **Yes** box.

If there was a change to your address or you're unsure what details you last gave us, before you lodge you may need to **update your contact details**.

Your home address

If your home address is different to your postal address, print **X** at the **Yes** box. Write your home address.

Your date of birth

Write your date of birth as, DD/MM/YYYY.

Your daytime phone number

Write your daytime phone number, including area code. We'll use this number to contact you if we need to ask you about your application.

Electronic funds transfer (EFT)

To receive a direct refund, complete your account details even if you have provided them to us before. We can accept joint accounts details where the account is held in your legal name.

Complete the following:

- BSB number (this number has 6 digits, don't include spaces or hyphens)
- account number (this number has no more than 9 digits, don't include spaces or hyphens)
- account name, as it appears on the bank account records. Include blank spaces where required. If the account name exceeds 32 characters, provide only the first 32 characters.

We can hold your refund for 90 days if you don't provide valid Australian financial institution account details.

Dividends

If you receive a distribution statement from a managed fund or Australian franking credits from a New Zealand company, print **X** in the **Yes** box.

If you have more than one dividend or distribution statement, you can use the **RFC worksheet** to help you calculate the amounts to show at this question.

At this question, write at:

- label **S** – your unfranked amount
- label **T** – your franked amount
- label **U** – your franking credit (also known as imputation credit)
- label **V** – TFN amounts withheld or deducted from dividends (if applicable).

'TFN amounts withheld from dividends' are withheld only if you don't provide your TFN to the investment body.

A dividend statement from a New Zealand company will show the amount of Australian franking credits (if any) you can claim.

Total dividend income

Total dividend income is the total of your unfranked dividends, franked dividends and franking credits.

Add up the amounts at labels **S**, **T** and **U** in your application and **write** the total at **Total dividend income**.

Declaration

Read the declaration information and then sign and date the application form.

For more information on your privacy, see **Privacy notice – Application for refund of franking credits**.

Continue to: [Instructions to complete the refund of franking credits worksheet](#)

Return to: [Common questions about franking credits and refunds](#)

QC 104448

Instructions to complete the refund of franking credits worksheet

Use the worksheet and step-by-step instructions to work out the amounts to report at Dividends in your application.

Published 29 May 2025

On this page

[Step 1: Collect all your dividend and distribution statements](#)

[Step 2: Company or fund name](#)

[Step 3: Unfranked, franked and franking credit amounts](#)

[Step 4: TFN amounts withheld](#)

[Step 5: Total the amounts in columns 2, 3, 4 and 5](#)

[Step 6: Complete Dividends question](#)

[Step 7: Transfer total at columns 2, 3 and 4 to Dividends question](#)

[Step 8 Transfer total at column 5 to Dividends question](#)

[Worksheet – Refund of franking credits for individuals](#)

Step 1: Collect all your dividend and distribution statements

For dividends you receive and for distributions you have an entitlement to for the period 1 July 2024 to 30 June 2025, collect all the statements.

If you have more than one dividend or distribution statement, complete the worksheet and calculate the amounts to show at **Dividends** in your application.

Using steps 2 to 4, transfer the information from each statement to the appropriate columns in the worksheet.

Step 2: Company or fund name

Write the company or fund name your statement shows in column **Company or fund**.

Step 3: Unfranked, franked and franking credit amounts

Write the amount of any unfranked (or supplementary), franked or franking credit amounts in the appropriate columns 2, 3 and 4.

Subtract the amount of any supplementary dividend from the amount of franking credits in your worksheet if all the following apply:

- Your dividend is from a New Zealand company.
- That New Zealand company pays you Australian franking dividends and a supplementary dividend.
- You pay New Zealand non-resident withholding tax on the dividends the New Zealand company pays you.

Don't include New Zealand imputation credits in the **Franking credit** column (only include Australian franking credits).

If your statement doesn't show the franked and unfranked portions of the dividend, include the total dividend amount in the **Franked amount** column.

Step 4: TFN amounts withheld

Write any TFN amounts withheld (or deducted) from dividends in the **TFN amount withheld** column.

'TFN amounts withheld' are amounts withheld or deducted by the company or managed fund because you don't give them your TFN.

Step 5: Total the amounts in columns 2, 3, 4 and 5

Total the amounts you enter in each column and write the total in the total field for each.

If you use the excel worksheet, it will automatically provide a total for the amounts you enter in each column.

Step 6: Complete Dividends question

Print **X** at the **Yes** box at **Dividends** question in your application, if you receive:

- any dividend distributions from a managed fund
- Australian franking credits from a dividend paid by a New Zealand company.

Step 7: Transfer total at columns 2, 3 and 4 to Dividends question

Transfer the total amounts of unfranked amount, franked amount and franking credit from your worksheet to **Dividends** – labels **S**, **T** and **U** in your application. Don't show cents.

Step 8 Transfer total at column 5 to Dividends question

Transfer the total **TFN amount withheld** amount from your worksheet to question **10** – label **V** in your application. Show cents.

Worksheet – Refund of franking credits for individuals

This worksheet will help you if you have more than one dividend or distribution statement. Access an excel version of the Refund of franking credit for individuals worksheet (XLSX 25 KB).

Transfer the totals for labels **S**, **T** and **U** to your application. Don't show cents.

Transfer the total for label **V** to your application. Show cents.

This worksheet is to help you work out the amounts you need to put in your application. You don't need to send this worksheet to us.


Example: refund of franking credits worksheet

Steven receives a dividend statement from Teleco Ltd.

His statement shows:

- a franked amount of \$42.00
- a franking credit of \$18.00.

The statement below is just an example, there are many different formats of statements.

 Teleco Ltd Steven McKay 2 Cable Circle Telegraph Point NSW 2441 Security holder reference number 018012111. Date paid 30 October 2022. Fully franked final dividend for the period ended 30 June 2022. Franked at a 30% tax rate. Class description Ordinary shares, Dividend rate per ordinary share 7 cents, Number of ordinary shares 600, Franking credit \$18, Unfranked amount zero, Franked amount \$42. TFN quoted. Dividend paid \$42.

Steven also receives 3 other dividend statements from:

- **JT Corporate Unit Trust**, his statement shows \$120.73 unfranked amount.
- **Koles Bier Pty Ltd**, his statement shows
 - Steven didn't give the company his TFN
 - his entitlement of \$180 unfranked amount had \$84.60 tax withheld (therefore he actually receives \$95.40).
- **SDW Managed Investment Fund**, his statement shows
 - a franked dividend amount of \$131
 - a franking credit of \$56.14.

Steven's worksheet

Company or fund	Unfranked amount (S) \$	Franked amount (T) \$	Franking credit (U) \$	TFN amount withheld (V) \$
Teleco Ltd	-	42.00	18.00	-
JT Corp Unit Trust	120.73	-	-	-
Koles Bier Pty Ltd	180.00	-	-	84.60
SDW Fund	-	131.00	56.14	-
Total	300.73	173.00	74.14	84.60

Transfer the totals for labels **S**, **T** and **U** to your application. Don't show cents.

Transfer the total for label **V** to your application. Show cents.

This amount includes both the amount Steven receives and the TFN amount withheld (\$95.40 + \$84.60).

Steven completes the dividend details at question **10** in his application like this:

- Did you receive any dividend distributions from a managed fund or Australian franking credits from a New Zealand company? – **Yes**
- Label **S** Unfranked amount: \$300
- Label **T** Franked amount: \$173
- Label **U** Franking credit: \$74
- Label **V** Tax file number amounts withheld from dividends: \$84.60



10 Dividends If you have more than one dividend or distribution statement, see pages 3-5 in the instructions. Did you receive any dividend distributions from a managed fund or Australian franking credits from a New Zealand company? Yes See page 3 in the instructions Unfranked amount label S shows \$300. Franked amount label T shows \$173. Franking credit label U shows \$74. Tax file number amounts withheld from dividend label V (show dollars and cents) shows \$84.60.

Steven will receive a refund of \$158.60 if he has no outstanding tax debts, we work this out as:

TFN amount withheld + Franking credit = Refund

\$84.60 + \$74 = \$158.60

Continue to: [Instructions to make a change to your RFC application](#)

Return to: [Instructions to complete your refund of franking credits application](#)

QC 104448

Instructions to make a change to your RFC application

Instructions for making a change to your refund of franking credits application after you lodge it.

Published 29 May 2025

If you need to change the dividend or distribution details you lodge with us, write to us explaining the change you require. **Don't lodge another application.**

In your letter include:

- your TFN
- your contact details

- explain the change you require.

Make sure you sign and date the letter and include the following declaration:

I declare that all the information I have given in this letter is true and correct.

If you claim too much franking credit, you might have to repay the extra amount with interest.

If your income increases, **check whether you need to lodge a tax return** as a result of the increase.

Post your application to us, see **Claiming your refund of franking credit**.

Return to: **Instructions to complete your refund of franking credits application**

QC 104448

Our commitment to you

We are committed to providing you with accurate, consistent and clear information to help you understand your rights and entitlements and meet your obligations.

If you follow our information and it turns out to be incorrect, or it is misleading and you make a mistake as a result, we will take that into account when determining what action, if any, we should take.

Some of the information on this website applies to a specific financial year. This is clearly marked. Make sure you have the information for the right year before making decisions based on that information.

If you feel that our information does not fully cover your circumstances, or you are unsure how it applies to you, contact us or seek professional advice.

Copyright notice

© Australian Taxation Office for the Commonwealth of Australia

You are free to copy, adapt, modify, transmit and distribute this material as you wish (but not in any way that suggests the ATO or the Commonwealth endorses you or any of your services or products).