




Refund of franking credits instructions and application for individuals 2018

Use these instructions to help you complete the application for refund of franking credits for individuals.

13 February 2019

How to get this publication

You can download a PDF at:

- [Refund of franking credits instructions and application for individuals 2018](#)  (NAT 4105, 1009KB)
- Application for refund of franking credits for individuals 2018.

To get a printed copy, do one of the following:

- Use our automated self-help publications ordering service at any time. You need to quote the full title 'Refund of franking credits instructions and application for individuals 2018'.
- Phone our Publications Distribution Service on **1300 720 092**. Before you phone, check whether you need other publications; this will save you time and help us. Use the full title for each publication you order. You can speak to an operator between 8.00am and 6.00pm Monday to Friday (except public holidays).

What is a refund of franking credits?



Can you use this application for refund of franking credits?



Claiming your refund of franking credits



Frequently asked questions



Completing your application



Instructions for the worksheet



How to lodge your application



How to make a change to your application



Definitions



More information



What is a refund of franking credits?

13 February 2019

What are franking credits?

When you own shares or non-share equity interests in a company or when you invest in a managed fund, you might receive dividend distributions.

Dividends paid to you by Australian companies and some New Zealand companies are taxed under a system known as imputation. The tax paid by the company is allocated (or imputed) to you as franking credits attached to the dividends you receive.

When are franking credits refunded to you?

If the franking credits you receive exceed the tax you have to pay, you can claim this difference back as a tax refund. This is what is known as a refund of excess franking credits.

You may be entitled to a refund of the full amount of franking credits received, even if you don't normally lodge a tax return.

You can fill in the application yourself following the simple step-by-step instructions, or with help from our free services. If you are not familiar with some of the terms used, see [Definitions](#).

55247

Can you use this application for refund of franking credits?

13 February 2019

You must tick all the boxes to be able to use this application.

All the statements below relate to the income year 1 July 2017 to 30 June 2018.

Criteria required to use this application for a refund of franking credits.

Check box	Criteria
	You do not have to lodge a tax return. (If you are not sure whether you need to lodge a tax return, phone 13 28 61 .)
	You were an Australian resident for tax purposes for the whole income year. (If you are not sure whether you were an Australian resident, see item 2)
	You are not claiming a refund of franking credits for a deceased estate.
	Your total dividend income was \$18,200 or less. or If you were under 18 years old on 30 June 2018, your total dividend income was \$416 or less.
	You received dividends from shares (or non-share equity interests) in an Australian or New Zealand company. or You were entitled to distributions from investments in a managed fund.
	Your dividend or distribution statement showed franking credits. Statements from New Zealand companies must show Australian franking credits. New Zealand imputation credits do not qualify. or You had amounts withheld from your dividends because you did not provide your tax file number (TFN).

If you have franking credits but you were not able to tick all the boxes, you will need to lodge a tax return to claim the benefit of these credits.

55247

Claiming your refund of franking credits

13 February 2019

What do you do next?

You can apply for your 2018 refund of franking credits any time after 1 July 2018, either by phone or by post. To apply for a refund, fill in one of the applications at the back of this publication. You will need **all** your dividend and distribution statements for 1 July 2017 to 30 June 2018. The section 'Completing your application' will help you fill in the application.

Before you start, read these frequently asked questions and answers.

55247

Frequently asked questions

13 February 2019

For definitions of franking credits, dividend statement and other terms used below, see [Definitions](#).

Can I claim franking credits from previous years?

It is not too late to claim a refund of franking credits you received in the 2001 to 2017 income years. If you have not already claimed these credits, go to ato.gov.au/onlineordering and order a *Refund of franking credits application and instructions* (NAT 4105) for the relevant years.

You can only lodge these refund applications for previous years by post.

Do I need to send my dividend or distribution statements to the ATO?

No. Keep your statements with a copy of your application.

According to my final dividend statement for the year ended 30 June 2018, my final dividend payment was made after 30 June 2018. The statement also shows a franking credit. In what year do I claim the franking credit?

You claim a refund of the franking credits (and declare the dividend as income) in the year in which the final dividend was paid or credited, as shown in the statement (regardless of the year the statement relates to).

The distribution statement from my managed fund shows capital gains, foreign source income and foreign income tax offsets. Where do I include those amounts?

If you don't need to lodge a tax return, don't worry about these amounts even if your statement tells you to include them at a specific item on the tax return. To process your application we need only the figures shown at 'franked amounts', 'unfranked amounts', 'franking credit' or 'TFN amounts withheld'.

The distribution statement shows an unfranked dividend declared to be conduit foreign income. Where do I include this amount?

Show this amount on your application as an unfranked amount.

Can I use this application to claim a refund for TFN amounts withheld or deducted from interest income?

No. You will need to lodge an income tax return to claim the TFN amounts withheld or deducted from interest income.

I chose to reinvest my dividends. Can I still claim a refund of my franking credits?

Yes.

Can I use this application if I own shares or non-share equity interests in joint names with my spouse?

Yes. If you are eligible, you can use this application, stating only your share of the dividends and franking credits shown on the joint statement. If your spouse is also eligible to claim a refund of franking credits, they must complete a separate application or lodge a tax return, stating only their share of the dividends and franking credits shown on the joint statement.

Will the refund affect my pension entitlement?

No, in most cases it will not affect your pension entitlement. However, if you receive a distribution from a private company or trust, your pension entitlement could be affected.

I own shares in a New Zealand company. Am I entitled to claim all the franking credits in the dividend statement?

Not all New Zealand companies will pay dividends with Australian franking credits. You can only claim a refund of the Australian franking

credits on the dividend.

You cannot claim a refund of any New Zealand imputation credits.

If you have paid New Zealand non-resident withholding tax on the dividend, the amount of franking credits that you can claim is reduced by any supplementary dividend.

My dividend statement from a New Zealand company includes a supplementary dividend. Where should I include this amount?

Include this amount as an unfranked dividend. No franking credits are attached to supplementary dividends.

55247

Completing your application

13 February 2019

The instructions that follow will take you through each part of the application. Tear out one of the applications at the back of this publication and start with item 1.

Item 1 Your tax file number (TFN)

Write your TFN on page 1 of your application. If you are not sure of your TFN or need to apply for one, phone us on **13 28 61**.

Item 2 Were you an Australian resident for the whole period 1 July 2017 to 30 June 2018?

You must be an Australian resident for tax purposes for the whole period 1 July 2017 to 30 June 2018 to apply for a refund of franking credits.

The standards we use to determine your residency status are not the same as those used by the Department of Immigration and Border Protection. Generally, if you have always lived in Australia or you have come to Australia to live permanently, we consider you to be a resident for tax purposes.

If you need help in deciding whether or not you are an Australian resident for tax purposes, see **Work out your residency status for tax purposes** or phone us on **13 28 61**.

Items 3 to 8 Personal details

Complete all these items accurately to avoid delays in the processing of your application.

If you want to lodge your application for refund of franking credits by **phone**, we need to have your current name and address on our records before you lodge your application. If anything has changed or you are unsure what details you last gave us, go to ato.gov.au/updatedetails or phone **13 28 61** to find out how to update your name and address.

If you will be lodging your application for refund of franking credits by **mail**, we need to have your current name on our records before you lodge your application. If your name has changed or you are unsure what name you last gave us, go to ato.gov.au/updatedetails or phone **13 28 61** to find out how to update your name.

Item 9 Electronic funds transfer (EFT)

Direct refund

Complete your account details even if you have provided them to us before. Joint accounts are acceptable.

Complete the following:

- BSB number (this number has six digits, do not include spaces or hyphens)
- account number (this number has no more than nine digits, do not include spaces or hyphens)
- account name, as it appears on the bank account records. Include blank spaces where required. If the account name exceeds

32 characters, provide only the first 32 characters.

Item 10 Dividends

If you received a distribution statement from a managed fund or Australian franking credits from a New Zealand company, print **X** in the **YES** box.

If you have more than one dividend or distribution statement, you can use the [worksheet](#) to help you calculate the amounts to show at item **10**.

At **S**, **T**, **U** and **V** write your:

- unfranked amount
- franked amount
- franking credit (also known as imputation credit)
- TFN amounts withheld or deducted from dividends (if applicable).

Your dividend or distribution statement should show these amounts.

'Tax file number amounts withheld from dividends' are only withheld if you did not provide your TFN to the investment body.

A dividend statement from a New Zealand company will show the amount of Australian franking credits (if any) you can claim.

Total dividend income

Add up the amounts shown at **S**, **T** and **U** on your application and write the total at **\$ Total dividend income**.

If you are 18 years old or older on 30 June 2018 and your total dividend income amount is more than \$18,200, or you are under 18 years old on 30 June 2018 and your total dividend amount is more than \$416, you cannot use this application. You will need to lodge a tax return to claim your refund of franking credits.

Your declaration

Read, sign and date **Your declaration** on page 2 of the application.

55247

Instructions for the worksheet

13 February 2019

If you have more than one dividend or distribution statement, follow these steps to fill in the [worksheet](#) and calculate the amounts to show at item **10** on your application.

Step 1

Collect all the statements for dividends you received and for distributions you were entitled to for the period 1 July 2017 to 30 June 2018. Using steps 2 to 4, transfer the information from each statement to the appropriate columns in the [worksheet](#).

Step 2

Print the company or fund name shown on your statement under **Company or fund**.

Step 3

Write the amount of any unfranked (or supplementary), franked or franking credit amounts in the appropriate columns.

If your dividend is from a New Zealand company, and

- you paid New Zealand non-resident withholding tax on that dividend, and
- that company paid you a supplementary dividend
- then you must subtract the amount of that supplementary dividend from the amount of franking credits that you include in the [worksheet](#).

Do not include New Zealand imputation credits in column 4 (only include Australian franking credits).

If your statement does not show the franked and unfranked portions of the dividend, include the total dividend amount in column 3 **Franked amount**.

Step 4

Write any TFN amounts withheld (or deducted) from dividends in column 5.

Step 5

Add up the amounts in columns 2, 3, 4 and 5 and write the total for each column at **Total: S, T, U** and **V** respectively on the [worksheet](#).

Step 6

Print **X** at the **YES** box at item **10** on your application, if you have received:

- any dividend distributions from a managed fund, or
- Australian franking credits from a dividend paid by a New Zealand company.

Step 7

Transfer the amounts at **S, T** and **U** on your worksheet to **S, T** and **U** at item **10** on your application. Do not show cents.

Step 8

Transfer the amount at **V** on your worksheet to **V** at item **10** on your application. Show cents.

Worksheet

This worksheet will help you if you have more than one dividend or distribution statement.

Column 1 Company	Column 2 Unfranked	Column 3 Franked amount	Column 4 TFN	Column 5 Total
---------------------	-----------------------	----------------------------	-----------------	-------------------

or fund	amount \$ S cents	Franked amount \$ T cents	Franking credit \$ U cents	TFN amount withheld \$ V cents
Total	S	T	U	V

Transfer the totals for **S**, **T** and **U** to your application. Do not show cents.


Transfer the total for **V** to your application. Show cents.

This worksheet is to help you work out the amounts you need to put on your application. You do not need to send this worksheet to us.

Example

Steven received a dividend statement from Teleco Ltd. His statement showed a franked amount of \$42.00 and a franking credit of \$18.00.

The statement below is just an example. There are many different formats of statements.

 Steven's dividend statement from Telco Limited displaying his name, address and reference number. It also displays the date paid, number of shares as 600, dividend rate per ordinary share as 7 cents, franking credit as \$18.00 and the dividend of \$42.00 paid. The description on the statement reads fully franked final dividend for the period 30 June 2017. Franked at 30% tax rate.

Steven also received three other statements:

JT Corporate Unit Trust Steven's dividend statement showed \$120.73 unfranked amount.

Koles Bier Pty Ltd Steven did not give the company his TFN so his entitlement of \$180 unfranked amount had \$84.60 tax withheld (therefore he actually received \$95.40).

SDW Managed Investment Fund Steven's distribution statement showed a franked dividend amount of \$131 and a franking credit of \$56.14.


Column 1 Company or fund	Column 2 Unfranked amount S \$	Column 3 Franked amount T \$	Column 4 Franking credit U \$	Column 5 TFN amount withheld V \$
Teleco Ltd		42.00	18.00	
JT Corp Unit Trust	120.73			
Koles Bier Pty Ltd	180.00			84.60
SDW Fund		131.00	56.14	
Total	S 300.73	T 173.00	U 74.14	V 84.60

Transfer the totals for **S**, **T** and **U** to your application. Do not show cents.

Transfer the total for **V** to your application. Show cents.

Note: This amount includes both the amount received by Steven and the TFN amount withheld (\$95.40 + \$84.60).

Steven completes the dividend details at item 10 on his application like this:

 Example of item 10 in the application. Steven says yes to the question: Did you receive any dividend distributions from a managed fund or Australian franking credits from a New Zealand company? Item S Unfranked amount shows \$300.00. Item T franked amount shows \$173.00. Item U franking credit shows \$74.00. Item V TFN amounts withheld from dividend shows \$84.60.

Steven will receive a refund of \$158.60 if he has no outstanding tax debts. This is made up of the amount withheld because he didn't provide his TFN (\$84.60) plus his franking credit (\$74).

55247

How to lodge your application

13 February 2019

Once you have completed and signed your application you can lodge it by phone or by post.

Lodging by phone will take you less than seven minutes and we will process applications lodged by phone within 12 business days. We will process applications lodged by post within 50 business days.

Phone lodgment benefits

- The service is available 24 hours a day, seven days a week. To avoid busy periods, phone before midday, after 5.00pm or on weekends.
- It is available from anywhere in Australia.
- Most refunds are issued within 12 business days.
- It takes less than seven minutes to lodge your application.
- However, you cannot use this service to lodge for previous years – only for 2017–18.

Do we have your current name, address and financial account details?
If you have changed any of these details or are unsure what details
you last gave us, phone us on **13 28 61** before lodging your application
by phone.

Lodging by phone

You will need your tax file number.

Check that you satisfy all the conditions before trying to lodge this
application by phone.

- Complete your **Application for refund of franking credits for individuals 2018**.
- Phone the lodgment service on **13 28 65**, provide your tax file number and press **2**.
- Listen to the questions which are based on your completed application.
- Speak naturally, as in normal conversation. There is no need to slow down.
- Say all the numbers individually, for example, 0, 1, 2, 3, 4. For 0, say 'zero' or 'nought'.
- If you need help with a question, say 'help'.
- If you need a question repeated, say 'repeat'.
- If you hear a message saying 'I'm having trouble getting that', the system will ask you to try again, or the service might ask you to use your phone keypad instead. Wait for the question to finish, then speak clearly when answering.
- Listen carefully because at certain questions the information you have provided will be read back to you to allow you to confirm it is correct. If you have made a mistake you will be given the opportunity to correct the details.
- If you hang up or have to leave the call because of a problem with the system, the information you have provided will be retained when you return to continue with your lodgment.
- At the end of the call you will be given a receipt number to confirm that your application has been lodged. Write the number in the

boxes provided on page 2 of your application, above your signature.

- Your call will be recorded in case we need to refer to it later.
- Wait for the receipt number before you hang up. Do not post your paper application to us, but keep it for your records.

Lodging by post

You can post your application to:

Australian Taxation Office
GPO Box 9845
[insert the name and postcode of your capital city]

For example;

Australian Taxation Office
GPO Box 9845
SYDNEY NSW 2001

55247

How to make a change to your application

13 February 2019

If you need to change the dividend or distribution details you lodged with us, write to [the address provided](#) explaining the change required.

Do not lodge another application.

In your letter, include your TFN, your contact details and what needs to be changed. Make sure you sign and date the letter and include the following declaration:

I declare that all the information I have given in this letter is true and correct.

If you claim too much franking credit, you might have to repay the extra amount with interest.

If your income has increased, check whether you need to lodge a tax return as a result of the increase. If you are unsure, phone **13 28 61**.

55247

Definitions

13 February 2019

Conduit foreign income

Australian corporate entities (that is companies, trusts and partnerships taxed as companies) deriving certain types of foreign income can declare all or a portion of an unfranked dividend to be conduit foreign income. Show any conduit foreign income as an unfranked dividend on your application.

Distribution statement

Managed funds or unit trusts send a distribution statement (also called an AMMA statement or taxation statement) to investors. The statement might include unfranked dividends, franked dividends, TFN amounts withheld and franking credits.

Dividend income

If you own shares in a company, you will generally be paid a share of the company's profits as a dividend.

Dividend statement

Companies send a dividend statement to shareholders (and holders of non-share equity interests) to advise them of the amount of dividends paid to them. It also advises whether the dividends are franked or unfranked, the amount of franking credit, and TFN amounts withheld (if any).

Franked dividend

Franked dividends are paid to shareholders (and holders of non-share equity interests) out of profits on which the company has already paid tax.

Franking credit

A franking credit is your share of tax paid by a company on the profits from which your dividends or distributions are paid. A franking credit can also be referred to as an imputation credit, imputed tax credit, imputed credit, Class C imputation credit, imputation tax credit, Class C imputed credit, Australian franking credit or Australian imputed tax credit.

Imputation credit

See [Franking credit](#).

Managed fund

A managed fund is generally run by an organisation that manages investors' money through a diversified portfolio for a fee. Managed funds might include investment in any or all of the major asset groups such as cash, bonds, shares and property.

New Zealand imputation credit

New Zealand imputation credits are credits arising under New Zealand's imputation system. Australian imputation credits are now called franking credits.

We cannot refund your imputation credits but will refund Australian franking credits attached to dividends you receive from a New Zealand company.

Non-share equity interest

From 1 July 2001, certain interests which are not shares are treated in a similar way to shares for tax law purposes. These interests are called non-share equity interests.

Supplementary dividend

Supplementary dividends from New Zealand companies are treated the same as unfranked dividends.

Tax file number (TFN) amount withheld

TFN amounts withheld are amounts withheld or deducted by the company or managed fund because you did not give them your TFN.

Total dividend income

Total dividend income is the total of your unfranked dividends, franked dividends and franking credits.

Unfranked dividend

Unfranked dividends have had no Australian company tax paid on the profits from which they are paid. If the dividend is unfranked, there is no franking credit.

55247

More information

13 February 2019

Phone

- **Phone lodgment 13 28 65**

Lodge your application for refund of franking credits by phone
24 hours a day, seven days a week.

- **Progress of refunds 13 28 65**

Check the progress of your refund of franking credits by phone or
at Progress of return.

By phone, we have an automated self-help service available
24 hours a day, seven days a week. You will need to key in your tax

file number (TFN) using your phone keypad.

If you sent your application by ordinary post, wait 11 weeks before phoning to check on the progress of your application.

If you lodged your application by phone, wait three weeks before phoning.

- **Individual 13 28 61**

Individual income tax and general personal tax enquiries, including:

- refund of franking credits
- TFN
- whether you need to lodge a tax return
- request for extra copies of the application for refund of franking credits
- whether you are an Australian resident for tax purposes.

- **Business 13 28 66**

Information about business income tax, fringe benefits tax (FBT), fuel tax credits, goods and services tax (GST), pay as you go (PAYG) and activity statements, including lodgment and payment, accounts and business registration (including Australian business number and tax file number), and dividend and royalty withholding tax.

- **Superannuation 13 10 20**

Other services

If you do not speak English well and need help from the ATO, phone the Translating and Interpreting Service (TIS National) on **13 14 50**.

If you are deaf or have a hearing or speech impairment, you can phone us through the National Relay Service (NRS) on the numbers listed below, and ask for the ATO number you need:

- TTY users, phone **13 36 77**. For ATO 1800 free call numbers, phone **1800 555 677**.
- Speak and Listen (speech to speech relay) users, phone **1300 555 727**. For ATO 1800 free call numbers, phone **1800 555 727**.

- Internet relay users, connect to [National relay service call numbers](#) 

Calls from your home phone to a 13/1300 number from anywhere in Australia are charged at a fixed rate. That rate may vary from the price of a local call and may also vary between phone service providers. Calls to a 1800 number from your home phone are free. Calls from a public phone and mobiles may be timed and charged at a higher rate.

Publications

To get publications, taxation rulings, practice statements and forms:

- go to Referred publications 2018
- phone **1300 720 092**.

Tax Help

Tax Help is a free and confidential service for people earning around \$60,000 or less a year with simple tax affairs. People who use Tax Help include seniors, people from non-English speaking backgrounds, people with a disability, Aboriginal people, Torres Strait Islander people, and students.

We train and support this network of community volunteers to help you. Tax Help is available between 1 July and 31 October each year.

If you need assistance with completing your application, there are Tax Help centres throughout Australia. If you want to visit one of the trained volunteers, you need to make an appointment first. When you visit, you will need to bring:

- this publication, *Refund of franking credits instructions and application for individuals 2018*, and
- all your dividend and distribution statements.

For more information or to find your nearest Tax Help centre, phone **13 28 61**.

Our commitment to you

We are committed to providing you with accurate, consistent and clear information to help you understand your rights and entitlements and meet your obligations.

If you follow our information and it turns out to be incorrect, or it is misleading and you make a mistake as a result, we will take that into account when determining what action, if any, we should take.

Some of the information on this website applies to a specific financial year. This is clearly marked. Make sure you have the information for the right year before making decisions based on that information.

If you feel that our information does not fully cover your circumstances, or you are unsure how it applies to you, contact us or seek professional advice.

Copyright notice

© Australian Taxation Office for the Commonwealth of Australia

You are free to copy, adapt, modify, transmit and distribute this material as you wish (but not in any way that suggests the ATO or the Commonwealth endorses you or any of your services or products).