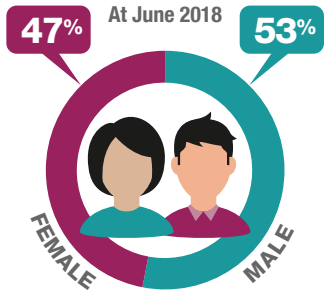



# SMSF members by gender

## KEY STATISTICS

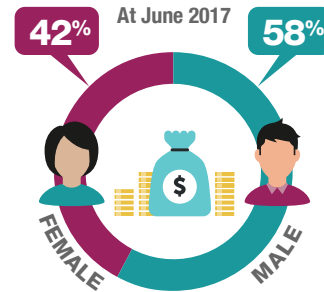


Over 1.1 MILLION SMSF members

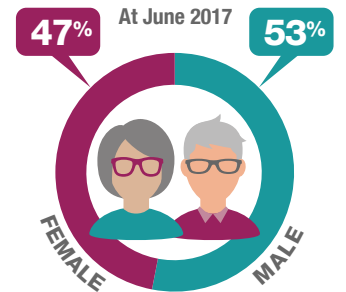
At June 2018, there was a higher proportion of males than females aged 70+



A fairly even distribution of male and female members across age ranges of 69 years and under



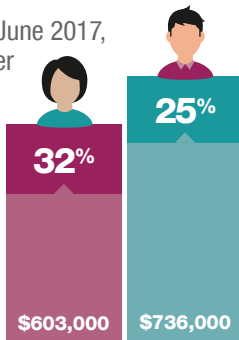
TOTAL member holdings of SMSF ASSETS



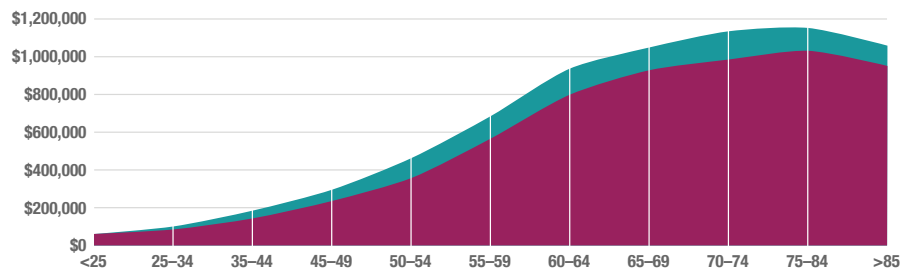
SMSF members in PENSION PHASE

## SMSF MEMBER BALANCES

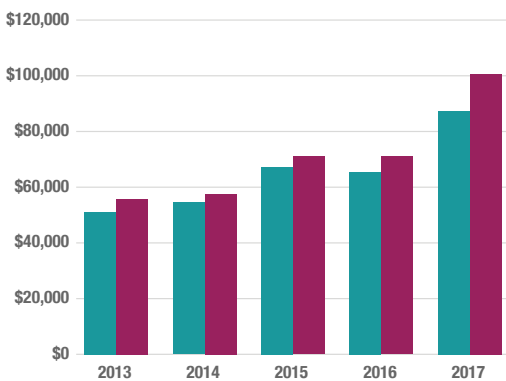
Over the five years to June 2017, female average member balances increased by 32% to \$603,000 while male average member balances increased by 25% to \$736,000



Males aged 25 years and over had higher average SMSF member balances than females at June 2017

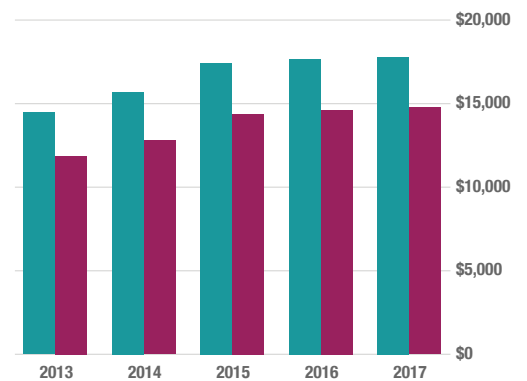


## CONTRIBUTIONS TO SMSFs FOR MALE AND FEMALE MEMBERS



Average MEMBER contributions increased to \$101,000 or by 80% for females and to \$87,000 or by 71% for males

Over the five years to June 2017, average contributions to SMSFs for female members grew at a faster rate than average contributions for male members. This has largely been driven by a spike in 2017



Average EMPLOYER contributions increased to \$15,000 or by 25% for females and to \$18,000 or by 23% for males

